

NSGDatacom



**DYNASWITCH® MARK II
PRODUCT LINE**

DYNASWITCH® MARK II MANUALLY OPERATED SWITCH SOLUTIONS

THE DYNASWITCH® MARK II RANGE OF MANUALLY OPERATED FALLBACK SWITCHES PROVIDES A LOW COST ALTERNATIVE TO THE ELECTRO-MECHANICAL SOLUTIONS WHERE COST IS A MAJOR ISSUE OR WHERE MANUAL SWITCHING IS DEEMED TO BE THE PREFERENTIAL CHOICE AS IN DESKTOP APPLICATIONS SUCH AS PRINTER SHARING. MONITORING ACCESS IS PROVIDED ON ALL MODULES BY EITHER A LAMP II MODULE OR BY CONNECTING THROUGH THE MONITORING PORT ON THE SWITCH MODULE WITH AN EPC PATCH CORD TO A PATCH PANEL WITH AN EPM-2 OR A 166-BTP-24 BREAKOUT TEST PANEL, OR BY AN EPC PATCH CORD WITH A DB25 CONNECTOR ON ONE AND TO CONNECT TO A STAND ALONE TEST AND/OR MONITORING EQUIPMENT.

DYNASWITCH® MARK II RANGE OF MANUALLY OPERATED FALLBACK MODULES ARE AVAILABLE IN RACKMOUNT VERSIONS WHERE AS MANY AS 18 A/B MODULES OR 9 CROSS-OVER SWITCH MODULES IN A RACK ADAPTER OR IN A STANDALONE VERSION.

**DYNASWITCH® MARK II
MANUALLY OPERATED
SWITCH MODULES**

DYNASWITCH®

MARK II MODULES

3102609001		ABFS-1RM.24	MANUALLY OPERATED PUSH BUTTON A/B RACK MOUNT MODULE, WITH AN EPC MONITOR PATCH JACK PROVIDED FOR ACCESS TO THE CIRCUIT PATH. THIS JACK HAS TWO FEMALE DB25 AND ONE MALE DB25 W/440 JACKSCREWS AFFIXED TO THE MODULE.	RA-4
GTCB06063M		ABFS-1RM.24M2.6	MANUALLY OPERATED PUSH BUTTON A/B RACK MOUNT MODULE, WITH AN EPC MONITOR PATCH JACK PROVIDED FOR ACCESS TO THE CIRCUIT PATH. THIS JACK HAS TWO FEMALE DB25 AND ONE MALE DB25 W/M2.6 JACKSCREWS AFFIXED TO THE MODULE.	RA-4
3102609002		ABFS-2RM.24	MANUALLY OPERATED PUSH BUTTON A/B RACK MOUNT MODULE, WITH AN EPC MONITOR PATCH JACK PROVIDED FOR ACCESS TO THE CIRCUIT PATH. THIS JACK HAS THREE FEMALE DB25 W/440 JACKSCREWS AFFIXED TO THE MODULE.	RA-4
GTC130020M		ABFS-1SA.24	MANUALLY OPERATED PUSH BUTTON A/B STAND ALONE MODULE, WITH AN EPC MONITOR PATCH JACK PROVIDED FOR ACCESS TO THE CIRCUIT PATH. THIS JACK HAS TWO FEMALE DB25 AND ONE MALE DB25 W/440 JACKSCREWS AFFIXED TO THE MODULE.	HOUSED IN METAL CASE

DYNASWITCH®

MARK II MODULES

GTC130020J		ABFS-1SA.24 M2.6	MANUALLY OPERATED PUSH BUTTON A/B STAND-ALONE MODULE, WITH AN EPC MONITOR PATCH JACK PROVIDED FOR ACCESS TO THE CIRCUIT PATH. THIS JACK HAS TWO FEMALE DB25 AND ONE MALE DB25 W/M2.6 JACKSCREWS AFFIXED TO THE MODULE.	HOUSED IN METAL CASE
GTC130030M		ABFS-2SA.24	MANUALLY OPERATED PUSH BUTTON A/B STAND-ALONE MODULE, WITH AN EPC MONITOR PATCH JACK PROVIDED FOR ACCESS TO THE CIRCUIT PATH. THIS JACK HAS THREE FEMALE DB25 W/440 JACKSCREWS AFFIXED TO THE MODULE.	HOUSED IN METAL CASE
GTC130030J		ABFS-2SA.24 M2.6	MANUALLY OPERATED PUSH BUTTON A/B STAND-ALONE MODULE, WITH AN EPC MONITOR PATCH JACK PROVIDED FOR ACCESS TO THE CIRCUIT PATH. THIS JACK HAS THREE FEMALE DB25 W/M2.6 JACKSCREWS AFFIXED TO THE MODULE.	HOUSED IN METAL CASE
3103609001		COS-1RM CROSSOVER SWITCH	MANUALLY OPERATED PUSH BUTTON CROSS-OVER RACK MOUNT MODULE, WITH DUAL EPC MONITOR PATCH JACKS PROVIDED FOR ACCESS TO THE CIRCUIT PATHS. THIS JACK HAS TWO FEMALE DB25 AND TWO MALE DB25 W/440 JACKSCREWS AFFIXED TO THE MODULE. USES TWO SLOT POSITIONS IN THE RACK-ADAPTER.	RA-4
3103909001		COS-1SA CROSSOVER SWITCH	MANUALLY OPERATED PUSH BUTTON CROSS-OVER STAND ALONE MODULE, WITH DUAL EPC MONITOR PATCH JACKS PROVIDED FOR ACCESS TO THE CIRCUIT PATHS. THIS JACK HAS TWO FEMALE DB25 AND TWO MALE DB25 W/440 JACKSCREWS AFFIXED TO THE MODULE.	HOUSED IN METAL CASE

DYNASWITCH® MARK II ELECTRO- MECHANICAL SWITCH SOLUTIONS

THE DYNASWITCH® MARK II ELECTRO- MECHANICAL MULTI-FUNCTION SWITCH (MFS) AND MULTI-FUNCTION PATCH/SWITCH (MPS) SYSTEMS ARE MODULAR SYSTEMS USED TO MANAGE A VARIETY OF DIGITAL INTERFACES . INSTALLED BETWEEN DTE AND DCE EQUIPMENT, THESE SYSTEMS PROVIDE THE FOLLOWING GENERAL NETWORK MANAGEMENT CAPABILITIES: PATCHING (MPS MODULES ONLY), INCLUDING NON-INTERRUPTIVE MONITORING; SINGLE CHANNEL AND GROUP A/B SWITCHING; LED MONITORING OF CRITICAL INTERFACE LEADS; AUDIBLE ALARM ON DROP OF CARRIER DETECT AFTER A PREDEFINED TIMEOUT; REMOTE CONTROL FROM EITHER A TERMINAL, OR USING THE DYNETCOM CONTROL CONSOLE (DCC) SOFTWARE, WHICH IS PC BASED, EQUIPMENT MANAGEMENT SOFTWARE VIA DIRECT CONNECT OR VIA A DIAL UP MODEM LINK. DCC ENABLES FULL SWITCH CONTROL, ALARMING AND INTERFACE LEAD STATUS REPORTING FROM A REMOTE SITE. DYNASWITCH® MARK II ELECTRO- MECHANICAL SOLUTIONS MAKE PROVISIONS FOR THE FOLLOWING INTERFACES, V24(RS232), V35, X21, V36, RS-449, RS-530, RJ-45, AND G703 50 OHM BNC.

DYNASWITCH® MARK II ELECTRO- MECHANICAL CONFIGURATIONS ARE MADE UP OF A RACK ADAPTOR (RA-X) WHICH CAN ACCEPT UP TO 16 INDIVIDUAL SWITCHING MODULES (MFS OR MPS SERIES), 1 CONTROLLER (MARC, MRA SERIES) OR TEST (MPM SERIES) MODULE IN THE 17 POSITION AND A SWITCH SEQUENCING MONITOR MODULE (MAC SERIES) IN THE 18 POSITION. ANY EMPTY SLOTS CAN BE FILLED WITH BLANK PANELS (MPSB-10 SERIES)

CONTROL OF ANY INDIVIDUAL DYNASWITCH® MARK II MODEL CAN BE ACCOMPLISHED BY THE SWITCHES ON THE TOP OF EACH THE SWITCH MODULES OR BY THE MASTER A/B ON THE MAC SERIES BOARD IF EQUIPPED. REMOTE CONTROL IS ALSO POSSIBLE IN A NUMBER OF FORMS THROUGH EITHER A CONTROL MODULE (MARC) IN THE RACK ADAPTER OR A STAND-ALONE DIGITAL REMOTE ASCII CONTROL UNIT (DARC). CONTROL OF MORE THAN 1 RACK AT A SITE CAN BE ACCOMPLISHED BY USING EITHER OF THE ABOVE REMOTE CONTROLLERS AND MRA (SLAVE) SERIES MODULE IN THE REST OF THE RACK ADAPTERS AND CHAINING THEM WITH A DB37 DYNABUSS® CABLES. UP TO 32 RACK ADAPTERS CAN BE CHAINED TOGETHER ON A COMMON BUS, ALTHOUGH THIS VARIES WITH THE TYPE OF CONTROLLER USED (MARC-12 WITH IP CAPABILITY IS LIMITED TO 16 RACKS CURRENTLY).

THE LINE ACTIVITY SCANNER (LAS) IS AVAILABLE ON THE RA-6 AND RA-11 CE. THIS PROVIDES A REMOTE CONTROLLED ALARM AND MONITORING FACILITY PLUS A COMMUNICATIONS INTERFACE TO A PC RUNNING THE DCC SOFTWARE PROGRAM.

THE MASTER CHANNEL INTERLOCK OPTION (MCI OPTION) CAN BE INSTALLED ON ALL OF THE CE APPROVED RACK ADAPTORS AND IS STANDARD ON THE RA-11 US/UL RACK ADAPTOR. IT PROVIDES BOTH MASTER AND INDIVIDUAL CHANNEL INTERLOCK FOR BYPASS SUBSTITUTION SWITCHING APPLICATIONS. A DB25 FEMALE CONNECTOR IS FITTED TO A BRACKET MOUNTED ON THE POWER SUPPLY ON THE REAR OF THE RACK ADAPTOR TO ALLOW CHASSIS'S TO BE CHAINED TOGETHER.

**DYNASWITCH® MARK II
ELECTRO-MECHANICAL
SWITCH MODULES**

DYNASWITCH®

MARK II MODULES

POSITIONS 1-16

<p>GTC130770M GTCB07772M GTCB17772M</p>		<p>MFS-3 TAN MFS-3 GRAY MFS-3 BLACK</p>	<p>MODULE HAS AN A/B TOGGLE SWITCH FOR LOCAL SWITCHING AND A RED/GREEN LED TO INDICATE A OR B SWITCH POSITIONS. THIS MODULE CAN ALSO BE CONTROLLED REMOTELY. THIS MODULE DOES NOT HAVE PATCH CAPABILITY.</p>	<p>USED IN RA-10, RA-10 BLACK, RA-1021,RA-1021 BLACK, US RA-11& US RA-11BLACK</p>
<p>GTC130780M GTCB07920M GTCB17920M</p>		<p>MFS-3M TAN MFS-3M GRAY MFS-3M BLACK</p>	<p>MODULE HAS AN A/B TOGGLE SWITCH FOR LOCAL SWITCHING AND A RED/GREEN LED TO INDICATE A OR B SWITCH POSITIONS AND ALSO HAS LED MONITORING AND VARIABLE CARRIER ALARM WITH A RESET AND OFF SWITCH.THIS MODULE CAN ALSO BE CONTROLLED REMOTELY. THIS MODULE DOES NOT HAVE PATCH CAPABILITY.</p>	<p>USED IN RA-10, RA-10 BLACK, RA-1021,RA-1021 BLACK, US RA-11& US RA-11BLACK</p>
<p>GTC130750M GTCB07438M GTC130751M</p>		<p>MPS-2 TAN MPS-2 GRAY MPS-2 BLACK</p>	<p>MODULE HAS AN A/B TOGGLE SWITCH FOR LOCAL SWITCHING AND A RED/GREEN LED TO INDICATE A OR B SWITCH POSITIONS. THIS MODULE CAN ALSO BE CONTROLLED REMOTELY. THIS MODULE HAS PATCH CAPABILITY.</p>	<p>USED IN RA-10, RA-10 BLACK, US RA-11& US RA-11 BLACK</p>
<p>GTC130740M GTCB07439M GTC130741M</p>		<p>MPS-2M TAN MPS-2M GRAY MPS-2M BLACK</p>	<p>MODULE HAS AN A/B TOGGLE SWITCH FOR LOCAL SWITCHING AND A RED/GREEN LED TO INDICATE A OR B SWITCH POSITION AND ALSO HAS LED MONITORING AND VARIABLE CARRIER ALARM WITH A RESET AND OFF SWITCH.THIS MODULE CAN ALSO BE CONTROLLED REMOTELY. THIS MODULE HAS PATCH CAPABILITY.</p>	<p>USE IN RA-10, RA-10 BLACK, US RA-11& US RA-11 BLACK</p>

DYNASWITCH®

MARK II MODULES

POSITIONS 1-16

GTCB03328M		MPS-221 MPS-221 GRAY	MODULE HAS AN A/B TOGGLE SWITCH FOR LOCAL SWITCHING AND A RED/GREEN LED TO INDICATE A OR B SWITCH POSITIONS. THIS MODULE CAN ALSO BE CONTROLLED REMOTELY. THIS MODULE HAS PATCH CAPABILITY.	USED IN RA-1021 & RA-1021 BLACK
GTCB03327M		MPS-2M21 MPS-2M21 GRAY	MODULE HAS AN A/B TOGGLE SWITCH FOR LOCAL SWITCHING AND A RED/GREEN LED TO INDICATE A OR B SWITCH POSITIONS, AND ALSO HAS LED MONITORING AND VARIABLE CARRIER ALARM WITH A RESET AND OFF SWITCH. THIS MODULE CAN ALSO BE CONTROLLED REMOTELY. THIS MODULE HAS PATCH CAPABILITY.	USED IN RA-1021 & RA-1021 BLACK
GTC140450M		MPS-235	MODULE HAS AN A/B TOGGLE SWITCH FOR LOCAL SWITCHING AND A RED/GREEN LED TO INDICATE A OR B SWITCH POSITIONS. THIS MODULE CAN ALSO BE CONTROLLED REMOTELY. THIS MODULE HAS PATCH CAPABILITY.	USED IN RA-1035M & RA-1035S
GTC140440M		MPS-2M35	MODULE HAS AN A/B TOGGLE SWITCH FOR LOCAL SWITCHING AND A RED/GREEN LED TO INDICATE A OR B SWITCH POSITIONS AND ALSO HAS LED MONITORING AND VARIABLE CARRIER ALARM WITH A RESET AND OFF SWITCH. THIS MODULE CAN ALSO BE CONTROLLED REMOTELY. THIS MODULE HAS PATCH CAPABILITY.	USED IN RA-1035M & RA-1035S

DYNASWITCH®

MARK II MODULES

POSITIONS 1-16

GTCA02001M E779311971 GTCB07874M		MPS-4 TAN MPS-4 GRAY MPS-4 BLACK	MODULE HAS AN A/B TOGGLE SWITCH FOR LOCAL SWITCHING AND A RED/GREEN LED TO INDICATE A OR B SWITCH POSITIONS. THIS MODULE CAN ALSO BE CONTROLLED REMOTELY. THIS MODULE HAS PATCH CAPABILITY. THIS MODULE HAS LINE ACTIVITY SCANNER FEATURE.	USED IN RA-5, RA-6, RA-11 CE & RA-11 CE BLACK
GTCA02002M E779311970 GTCA12002M		MPS-4M MPS-4M GRAY MPS-4M BLACK	MODULE HAS AN A/B TOGGLE SWITCH FOR LOCAL SWITCHING AND A RED/GREEN LED TO INDICATE A OR B SWITCH POSITIONS, AND ALSO HAS LED MONITORING AND VARIABLE CARRIER ALARM WITH A RESET AND OFF SWITCH. THIS MODULE CAN ALSO BE CONTROLLED REMOTELY. THIS MODULE HAS PATCH CAPABILITY. THIS MODULE HAS LINE ACTIVITY SCANNER FEATURE.	USED IN RA-5, RA-6, RA-11 CE & RA-11 CE BLACK
GTCB07870M		MPS-5M24	MODULE HAS AN A/B TOGGLE SWITCH FOR LOCAL SWITCHING AND A RED/GREEN LED TO INDICATE A OR B SWITCH POSITIONS, AND ALSO HAS LED MONITORING OF TD, RD, RTS, CTS, DSR, DCD, AND CD VARIABLE CARRIER ALARM WITH A RESET AND OFF SWITCH. THIS MODULE CAN ALSO BE CONTROLLED REMOTELY. THIS MODULE HAS PATCH CAPABILITY.	USED IN RA-5
GTCB07880M		MPS-5M35	MODULE HAS AN A/B TOGGLE SWITCH FOR LOCAL SWITCHING AND A RED/GREEN LED TO INDICATE A OR B SWITCH POSITIONS, AND ALSO HAS LED MONITORING OF TD, RD, RTS, CTS, DSR, DCD, AND CD VARIABLE CARRIER ALARM WITH A RESET AND OFF SWITCH. THIS MODULE CAN ALSO BE CONTROLLED REMOTELY. THIS MODULE HAS PATCH CAPABILITY.	USED IN RA-5

DYNASWITCH®

MARK II MODULES

POSITIONS 1-16

GTCB07887M		MPS-5M21	MODULE HAS AN A/B TOGGLE SWITCH FOR LOCAL SWITCHING AND A RED/GREEN LED TO INDICATE A OR B SWITCH POSITIONS, AND ALSO HAS LED MONITORING OF T, R, C, I,ST, AND STATE OF ALARM CONDITIONS A1 AND A2 ,WITH A RESET AND OFF SWITCH.THIS MODULE CAN ALSO BE CONTROLLED REMOTELY. THIS MODULE HAS PATCH CAPABILITY. THIS MODULE HAS LINE ACTIVITY SCANNER FEATURE.	USED IN RA-5, RA-6
MPS-6M		MPS-6M24	MODULE HAS AN A/B TOGGLE SWITCH FOR LOCAL SWITCHING AND A RED/GREEN LED TO INDICATE A OR B SWITCH POSITIONS AND ALSO HAS LED MONITORING OF TD, RD, RTS, CTS, DSR, DCD, AND CD VARIABLE CARRIER ALARM WITH A RESET AND OFF SWITCH.THIS MODULE CAN ALSO BE CONTROLLED REMOTELY. THIS MODULE HAS PATCH CAPABILITY. THIS MODULE HAS LINE ACTIVITY SCANNER FEATURE.	USED IN RA-5 & RA-6
MPS-6M21		MPS-6M21	MODULE HAS AN A/B TOGGLE SWITCH FOR LOCAL SWITCHING AND A RED/GREEN LED TO INDICATE A OR B SWITCH POSITION AND ALSO HAS LED MONITORING OF T, R, C, I,ST, AND STATE OF ALARM CONDITIONS A1 AND A2 ,WITH A RESET AND OFF SWITCH.THIS MODULE CAN ALSO BE CONTROLLED REMOTELY. THIS MODULE HAS PATCH CAPABILITY. THIS MODULE HAS LINE ACTIVITY SCANNER FEATURE.	USED IN RA-5, RA-6

DYNASWITCH®

MARK II MODULES

POSITIONS 1-16

MPS-6M35 GTCB07535M		MPS-6M35(U) MPS-6M35(E)	MODULE HAS AN A/B TOGGLE SWITCH FOR LOCAL SWITCHING AND A RED/GREEN LED TO INDICATE A OR B SWITCH POSITIONS AND ALSO HAS LED MONITORING OF TD, RD, RTS, CTS, DSR, DCD, AND CD VARIABLE CARRIER ALARM WITH A RESET AND OFF SWITCH. THIS MODULE CAN ALSO BE CONTROLLED REMOTELY. THIS MODULE HAS PATCH CAPABILITY. THIS MODULE HAS LINE ACTIVITY SCANNER FEATURE.	USED IN RA-5 & RA-6
HSB-V11		V11 PORT ASSEMBLY CARD (X.21)	MODULE HAS AN A/B TOGGLE SWITCH FOR LOCAL SWITCHING AND A RED/GREEN LED TO INDICATE A OR B SWITCH POSITIONS AND ALSO HAS LED MONITORING OF T, R, C, I,ST, AND STATE OF ALARM CONDITIONS A1 AND A2 ,WITH A RESET AND OFF SWITCH. THIS MODULE CAN ALSO BE CONTROLLED REMOTELY. THIS MODULE HAS PATCH CAPABILITY AND COMES WITH AN X.21 JACK. THIS MODULE HAS LINE ACTIVITY SCANNER FEATURE.	RA-HSB
HSB-ISDN		ISDN PORT ASSY	MODULE HAS AN A/B TOGGLE SWITCH FOR LOCAL SWITCHING AND A RED/GREEN LED TO INDICATE A OR B SWITCH POSITIONS. THIS MODULE CAN ALSO BE CONTROLLED REMOTELY. THIS MODULE HAS PATCH CAPABILITY AND COMES WITH AN RJ45 JACK	RA-HSB
HSB-LAN		LAN PORT ASSY	MODULE HAS AN A/B TOGGLE SWITCH FOR LOCAL SWITCHING AND A RED/GREEN LED TO INDICATE A OR B SWITCH POSITIONS. THIS MODULE CAN ALSO BE CONTROLLED REMOTELY. THIS MODULE HAS PATCH CAPABILITY AND COMES WITH AN RJ45 JACK	RA-HSB

DYNASWITCH®

MARK II MODULES


POSITIONS 1-16

HSB-V35		V35 PORT ASSEMBLY CARD	MODULE HAS AN A/B TOGGLE SWITCH FOR LOCAL SWITCHING AND A RED/GREEN LED TO INDICATE A OR B SWITCH POSITIONS AND ALSO HAS LED MONITORING OF TD, RD, RTS, CTS, DSR, DCD, AND CD VARIABLE CARRIER ALARM WITH A RESET AND OFF SWITCH.THIS MODULE CAN ALSO BE CONTROLLED REMOTELY. THIS MODULE HAS PATCH CAPABILITY. THIS MODULE HAS LINE ACTIVITY SCANNER FEATURE.	RA-HSB
HSB-V24		V24 PORT ASSEMBLY CARD	MODULE HAS AN A/B TOGGLE SWITCH FOR LOCAL SWITCHING AND A RED/GREEN LED TO INDICATE A OR B SWITCH POSITIONS AND ALSO HAS LED MONITORING OF TD, RD, RTS, CTS, DSR, DCD, AND CD VARIABLE CARRIER ALARM WITH A RESET AND OFF SWITCH.THIS MODULE CAN ALSO BE CONTROLLED REMOTELY. THIS MODULE HAS PATCH CAPABILITY. THIS MODULE HAS LINE ACTIVITY SCANNER FEATURE.	RA-HSB


DYNASWITCH®

MARK II MODULES


POSITIONS 1-16




MPS-2M



MPS-2




MFS-3M




MFS-3




MPS-221



MPS-2M21




MPS-2M35



MPS-4M



MPS-5M




MPS-5M35

DYNASWITCH®

MARK II MODULES

POSITIONS 1-16



MFS-6M21

**DYNASWITCH® MARK II
REMOTE MASTER
CONTROLLER, REMOTE
SLAVE CONTROLLER, AND
TEST ACCESS MODULES**

DYNASWITCH®

MARK II MODULES

POSITION 17

**PROMS FOR MARC 10'S ARE BURNT MARC FOR NORTH AMERICA CUSTOMERS AND BURNT EVEN FOR ALL OTHERS.
PROMS BURNT ODD ARE NO LONGER AVAILABLE**

<p>GTCB07766M MARC-10G</p>		<p>MARC-10 TAN MARC-10 GRAY</p>	<p>MASTER CONTROLLER MODULE CAN EITHER COMMUNICATE WITH THE DCC SOFTWARE OR A DUMB TERMINAL, AND PROVIDES REMOTE SWITCHING ONLY. IT ALSO HAS TEST/MONITOR ACCESS FUNCTION, WITH A PATCH SOCKET AND A FEMALE DB25 CONNECTOR ON THE FRONT OF THE MODULE. THIS ALLOWS THE CONNECTION OF FREESTANDING TEST OR MONITOR EQUIPMENT BY CROSS PATCHING FROM THE MON POSITION OF A SWITCH MODULE.</p>	<p>USED IN RA5,RA6, RA-10, RA-10 BLACK, US RA-11& US RA-11BLACK</p>
<p>GTCB07722M MARC-10/2G</p>		<p>MARC-10/2 TAN MARC-10/2 GRAY</p>	<p>MASTER CONTROLLER MODULE IS THE DUAL PORT VERSION THAT CAN EITHER COMMUNICATE WITH THE DCC SOFTWARE AND/OR A DUMB TERMINAL, AND PROVIDES REMOTE SWITCHING ONLY. PHYSICAL CONVERSION TO THE DUAL PORT INPUT IS ACHIEVED BY CONNECTING THE ADAPTER THAT IS INCLUDED (DPEA-2), TO THE DB25 CONTROLLER INPUT ON THE REAR OF THE RACK ADAPTER. IT ALSO HAS TEST/MONITOR ACCESS FUNCTION, WITH A PATCH SOCKET AND A FEMALE DB25 CONNECTOR W/440 JACKSCREWS ON THE FRONT OF THE MODULE. THIS ALLOWS THE CONNECTION OF FREESTANDING TEST OR MONITOR EQUIPMENT BY CROSS PATCHING FROM THE MON POSITION OF A SWITCH MODULE.</p>	<p>USED IN RA-10, RA-1021, RA-11CE, US RA-11& US RA-11BLACK</p>
<p>GTCB07723M</p>		<p>MARC-10/2 M2.6 TAN</p>	<p>SAME FUNCTIONS AS ABOVE, BUT THE DPEA-2 DB25 CONNECTORS AND THE DB25 CONNECTOR ON THE FRONT OF THE UNIT HAVE M2.6 HARDWARE.</p>	<p>USED IN RA-10, RA-1021, RA-11CE, US RA-11& US RA-11BLACK</p>

DYNASWITCH®

MARK II MODULES

POSITION 17

**PROMS FOR MARC 10'S ARE BURNT MARC FOR NORTH AMERICA CUSTOMERS AND BURNT EVEN FOR ALL OTHERS.
PROMS BURNT ODD ARE NO LONGER AVAILABLE**

ESQ9201924		MARC-10/2 TAN	MASTER CONTROLLER MODULE IS THE DUAL PORT VERSION THAT CAN EITHER COMMUNICATE WITH THE DCC SOFTWARE AND/OR A DUMB TERMINAL, AND PROVIDES REMOTE SWITCHING ONLY. PHYSICAL CONVERSION TO THE DUAL PORT INPUT IS ACHIEVED BY CONNECTING THE ADAPTER, THAT IS INCLUDED (DPEA-2), TO THE DB25 CONTROLLER INPUT ON THE REAR OF THE RACK ADAPTER. THIS VERSION DOES NOT HAVE THE TEST/MONITOR ACCESS FUNCTION, IT COMES WITH A BLANK METAL ADAPTER THAT MOUNTS IN FRONT OF THE MODULE.	USED IN RA-10, RA-1021
GTCB03343M GTCB07952M		MARC-1021 TAN MARC-1021 GRAY	MASTER CONTROLLER MODULE CAN EITHER COMMUNICATE WITH THE DCC SOFTWARE OR A DUMB TERMINAL, AND PROVIDES REMOTE SWITCHING ONLY. IT ALSO HAS TEST/MONITOR ACCESS FUNCTION, WITH A PATCH SOCKET AND A FEMALE DB15 CONNECTOR ON THE FRONT OF THE MODULE. THIS ALLOWS THE CONNECTION OF FREESTANDING TEST OR MONITOR EQUIPMENT BY CROSS PATCHING FROM THE MON POSITION OF A SWITCH MODULE.	USED IN RA-1021, & RA-1021 BLACK
GTC140420M		MARC-1035 TAN	MASTER CONTROLLER MODULE CAN EITHER COMMUNICATE WITH THE DCC SOFTWARE OR A DUMB TERMINAL, AND PROVIDES REMOTE SWITCHING ONLY.	USED IN RA-1035M

DYNASWITCH®

MARK II MODULES

POSITION 17

<p>GTCB05547M MARC-11G</p>		<p>MARC-11 TAN MARC-11 GRAY</p>	<p>MASTER CONTROLLER MODULE CAN EITHER COMMUNICATE WITH THE DCC SOFTWARE CONTROLLER, AND PERFORMS BOTH REMOTE SWITCHING AND ALARM REPORTING FUNCTION. IT ALSO HAS TEST/MONITOR ACCESS FUNCTION, WITH A PATCH SOCKET AND A FEMALE DB25 CONNECTOR ON THE FRONT OF THE MODULE. THIS ALLOWS THE CONNECTION OF FREESTANDING TEST OR MONITOR EQUIPMENT BY CROSS PATCHING FROM THE MON POSITION OF A SWITCH MODULE.</p>	<p>USE IN RA5,R A-6, RA- 11CE RA- 11CE BLACK</p>
<p>3107100001 3107100002 3107100003</p>		<p>MARC-12 TAN MARC-12 GRAY MARC-12 BLACK</p>	<p>MASTER CONTROLLER MODULE THAT SUPPORTS BOTH A LOCAL ASCII SERIAL INTERFACE OR REMOTE TELNET ACCESS TO MENU FUNCTIONS. DISPLAY AND CONTROL VIA HTTP FROM A WEB BROWSER. SUPPORTS SNMP TO CONTROL, GENERATE ALARMS AND OBTAIN STATUS OF THE DYNASWITCH FUNCTIONS VIA PRIVATE MIB. USER FRIENDLY MENU CONFIGURATION OF CONTROL AND STATUS OF THE MARK 12 SERIAL PORT, ETHERNET, IP, SNMP, HTTP AND DYNASWITCH FUNCTIONS. SOFTWARE CAN BE UPGRADED INTO STANDBY FLASH BANK VIA LOCAL SERIAL I/F OR IP/TFTP DURING NORMAL OPERATIONS.OPTIONAL LAS FEATURE STATUS CAN BE CONFIGURED AND VIEWED VIA MENU HTTP AND SNMP. CONFIGURABLE BY CHANNEL ALARMS, ON A/B STATUS CHANGEVER. CONFIGURABLE ALARMS, WITH OPTIONAL LAS FEATURE, FOR NOTIFICATION OF MODEM LEAD ACTIVITY. ALARMS CAN BE GENERATED TO LOCAL SERIAL DEVICE OR VIA TCP TO A HOST COLLECTOR. THEY CAN ALSO BE SENT AS SNMP TRAPS. HTTP ACCESS CAN BE CONTROLLED, BY ALLOWING ONLY A CERTAIN IP ADDRESS OR RANGE OF IP ADD-RESSES ACCESS, AND ALSO BY A USER NAME / PASSWORD LOGON. CONFIGURABLE E-MAIL ALERTS FOR ALARMS. AUTOMATIC SWITCHOVER ON MODEM LEADS WITH OPTIONAL LAS FUNCTION. FOR SECURITY, TELNET ACCESS CAN BE TURNED OFF AND INCOMING TCP AND UDP PACKETS CAN BE DENIED ACCESS. SUPPORTS DHCP FOR NETWORKS THAT INCORPORATE DYNAMIC IP ADDRESS ASSIGNMENT. STATIC IP ADDRESS ASSIGNMENT IS ALSO SUPPORTED. IP ROUTING CAN USE CONFIGURABLE DEFAULT ROUTE, CONFIGURABLE STATIC ROUTE, AND/OR RIP. SUPPORTS EXISTING MARC-10 CONTROL CODE AS AN OPTION. IT ALSO HAS TEST/MONITOR ACCESS FUNCTION, WITH A PATCH SOCKET AND A FEMALE D25 CONNECTOR ON THE FRONT OF THE MODULE. THIS ALLOWS THE CONNECTION OF FREESTANDING TEST OR MONITOR EQUIPMENT BY CROSS PATCHING FROM THE MON POSITION OF A SWITCH MODULE..</p>	<p>USED IN RA5, RA6, RA-10, RA-10 BLACK, US RA- 11& US RA- 11BLA CK (16 UNIT CHAIN- ING LIMIT)</p>

DYNASWITCH®

MARK II MODULES

POSITION 17

<p>3107100004 3107100005 3107100006</p>		<p>MARC-12.21 TAN MARC-12.21 GRAY MARC-12.21 BLACK</p>	<p>SAME AS MARK 12, BUT HAS A DB15 CONNECTOR ON THE FRONT FOR MONITORING X.21 SIGNALS.</p>	<p>USED IN RA5,RA6, RA-10, RA-10 BLACK, US RA-11& US RA-11BLACK</p>
<p>GTCB07767M MRA-10G</p>		<p>MRA-10 TAN MRA-10 GRAY</p>	<p>SLAVE CONTROLLER MODULE IS USED IN CASES WHERE THE RACK ADAPTER IS A SLAVE, CHAINED TO A GROUP OF CHASSIS VIA 37 PIN DYNABUSS CABLE, WITH ONE CHASSIS HAVING EITHER A MARC-10, MARC10/2, MARC-11, OR MARC-12 IN IT. IT ALSO COULD BE CHAINED TO A GROUP OF CHASSIS VIA 37 PIN DYNABUSS CABLE WHICH CONNECTS TO A DARC. IT ALSO HAS TEST/MONITOR ACCESS FUNCTION, WITH A PATCH SOCKET AND A FEMALE DB25 CONNECTOR W/440 JACKSCREWS ON THE FRONT OF THE MODULE. THIS ALLOWS THE CONNECTION OF FREESTANDING TEST OR MONITOR EQUIPMENT BY CROSS PATCHING FROM THE MON POSITION OF A SWITCH MODULE.</p>	<p>USED IN RA-10, RA-10 BLACK, RA-11CE, US RA-11& US RA-11BLACK</p>
<p>ESQ9502352</p>		<p>MRA-10 M2.6 TAN</p>	<p>SLAVE CONTROLLER MODULE IS USED IN CASES WHERE THE RACK ADAPTER IS A SLAVE, CHAINED TO A GROUP OF CHASSIS VIA 37 PIN DYNABUSS CABLE, WITH ONE CHASSIS HAVING EITHER A MARC-10, MARC10/2, MARC-11, OR MARC-12 IN IT. IT ALSO COULD BE CHAINED TO A GROUP OF CHASSIS VIA 37 PIN DYNABUSS CABLE WHICH CONNECTS TO A DARC. IT ALSO HAS TEST/MONITOR ACCESS FUNCTION, WITH A PATCH SOCKET AND A FEMALE DB25 CONNECTOR W/M2.6 JACKSCREWS ON THE FRONT OF THE MODULE. THIS ALLOWS THE CONNECTION OF FREESTANDING TEST OR MONITOR EQUIPMENT BY CROSS PATCHING FROM THE MON POSITION OF A SWITCH MODULE.</p>	<p>USED IN RA-10</p>

DYNASWITCH®

MARK II MODULES

POSITION 17

<p>ESQ0100001</p>		<p>MRA-10 M3 TAN</p>	<p>SLAVE CONTROLLER MODULE IS USED IN CASES WHERE THE RACK ADAPTER IS A SLAVE, CHAINED TO A GROUP OF CHASSIS VIA 37 PIN DYNABUSS CABLE, WITH ONE CHASSIS HAVING EITHER A MARC-10, MARC10/2, MARC-11, OR MARC-12 IN IT. IT ALSO COULD BE CHAINED TO A GROUP OF CHASSIS VIA 37 PIN DYNABUS CABLE WHICH CONNECTS TO A DARC. IT ALSO HAS TEST/MONITOR ACCESS FUNCTION, WITH A PATCH SOCKET AND A FEMALE DB25 CONNECTOR W/M3 JACKSCREWS ON THE FRONT OF THE MODULE. THIS ALLOWS THE CONNECTION OF FREESTANDING TEST OR MONITOR EQUIPMENT BY CROSS PATCHING FROM THE MON POSITION OF A SWITCH MODULE.</p>	<p>USED IN RA-10M3</p>
<p>GTCB03344M GTCB07951M</p>		<p>MRA-1021 TAN MRA-1021 GRAY</p>	<p>SLAVE CONTROLLER MODULE IS USED IN CASES WHERE THE RACK ADAPTER IS A SLAVE, CHAINED TO A GROUP OF CHASSIS VIA 37 PIN DYNABUSS CABLE, WITH ONE CHASSIS HAVING A MARC-1021, OR A MARC10/2 IN IT. IT ALSO COULD BE CHAINED TO A GROUP OF CHASSIS VIA 37 PIN DYNABUSS CABLE WHICH CONNECTS TO A DARC. IT ALSO HAS TEST/MONITOR ACCESS FUNCTION, WITH A PATCH SOCKET AND A FEMALE DB15 CONNECTOR W/440 JACKSCREWS ON THE FRONT OF THE MODULE. THIS ALLOWS THE CONNECTION OF FREESTANDING TEST OR MONITOR EQUIPMENT BY CROSS PATCHING FROM THE MON POSITION OF A SWITCH MODULE</p>	<p>USED IN RA5,RA6, RA-1021, RA-1021 BLACK</p>

DYNASWITCH®

MARK II MODULES

POSITION 17

ESQ9402112		MRA-1021M3	SLAVE CONTROLLER MODULE IS USED IN CASES WHERE THE RACK ADAPTER IS A SLAVE, CHAINED TO A GROUP OF CHASSIS VIA 37 PIN DYNABUSS CABLE, WITH ONE CHASSIS HAVING A MARC-1021, OR A MARC10/2 IN IT. IT ALSO COULD BE CHAINED TO A GROUP OF CHASSIS VIA 37 PIN DYNABUSS CABLE WHICH CONNECTS TO A DARC. IT ALSO HAS TEST/MONITOR ACCESS FUNCTION, WITH A PATCH SOCKET AND A FEMALE DB15 CONNECTOR W/M3 JACKSCREWS ON THE FRONT OF THE MODULE. THIS ALLOWS THE CONNECTION OF FREESTANDING TEST OR MONITOR EQUIPMENT BY CROSS PATCHING FROM THE MON POSITION OF A SWITCH MODULE	USED IN RA-1021M3
GTC140430M		MRA-1035	SLAVE CONTROLLER MODULE IS USED IN CASES WHERE THE RACK ADAPTER IS A SLAVE, CHAINED TO A GROUP OF CHASSIS VIA 37 PIN DYNABUSS CABLE, WITH ONE CHASSIS HAVING A MARC-1035. IT ALSO COULD BE CHAINED TO A GROUP OF CHASSIS VIA 37 PIN DYNABUSS CABLE WHICH CONNECTS TO A DARC.	RA-1035M

DYNASWITCH®

MARK II MODULES

POSITION 17

3108400001		MPM-11 TAN	TEST ACCESS MODULE, WITH A PATCH SOCKET AND A FEMALE DB25 CONNECTOR ON THE FRONT OF THE MODULE. THIS ALLOWS THE CONNECTION OF FREESTANDING TEST OR MONITOR EQUIPMENT BY CROSS PATCHING FROM THE MON POSITION OF A SWITCH MODULE.	USED IN US RA-11
GTC130700D GTCB07581M		MPM-1 TAN MPM-1 GRAY	TEST ACCESS MODULE, WITH A PATCH SOCKET AND A FEMALE DB25 CONNECTOR W/440 JACKSCREWS ON THE FRONT OF THE MODULE. THIS ALLOWS THE CONNECTION OF FREESTANDING TEST OR MONITOR EQUIPMENT BY CROSS PATCHING FROM THE MON POSITION OF A SWITCH MODULE	USED IN RA5,RA6, RA-10, RA-10 BLACK,
GTCB07386M		MPM-1 M2.6	TEST ACCESS MODULE, WITH A PATCH SOCKET AND A FEMALE DB25 CONNECTOR W/M2.6 JACKSCREWS ON THE FRONT OF THE MODULE. THIS ALLOWS THE CONNECTION OF FREESTANDING TEST OR MONITOR EQUIPMENT BY CROSS PATCHING FROM THE MON POSITION OF A SWITCH MODULE	USED IN RA-10,
GTCB03315M GTCB07436M		MPM-121 MPM-121 GRAY	TEST ACCESS MODULE, WITH A PATCH SOCKET AND A FEMALE DB15 CONNECTOR W/440 JACKSCREWS ON THE FRONT OF THE MODULE. THIS ALLOWS THE CONNECTION OF FREESTANDING TEST OR MONITOR EQUIPMENT BY CROSS PATCHING FROM THE MON POSITION OF A SWITCH MODULE	USED IN RA5,RA6, RA-1021, RA-1021 BLACK
GTCB07387M		MPM-121 M3	TEST ACCESS MODULE, WITH A PATCH SOCKET AND A FEMALE DB15 CONNECTOR W/M3 JACKSCREWS ON THE FRONT OF THE MODULE. THIS ALLOWS THE CONNECTION OF FREESTANDING TEST OR MONITOR EQUIPMENT BY CROSS PATCHING FROM THE MON POSITION OF A SWITCH MODULE	USED IN, RA-1021

DYNASWITCH® MARK II MODULES


POSITION 17



MRA-10 TAN




MRA-1021 TAN



MARC-10 TAN




MARC-1021 TAN



MARC-10/2 TAN



MARC-11 TAN




MARC-12 TAN


DYNASWITCH®

MARK II MODULES

POSITION 17



MARC-12 GRY



MPM-121 TAN

**DYNASWITCH® MARK II
MASTER SWITCH CONTROL
AND
ALARM MONITOR MODULE**

DYNASWITCH®

MARK II MODULES


G770B07577		MAC-5	MASTER ALARM/CONTROL MODULE FOR THE RA-5., THIS UNIT COMES IN THE 18 POSITION OF AN RA-5. CAN BE PURCHASED SEPARATELY FOR SPARES.	RA-5
G770B07578		MAC-6	MASTER ALARM/CONTROL MODULE FOR THE RA-6. THIS UNIT COMES IN THE 18 POSITION OF AN RA-6. CAN BE PURCHASED SEPARATELY FOR SPARES.	RA-6
MAC-6HSB		MAC-6HSB	MASTER ALARM/CONTROL MODULE FOR THE RA-HSB. THIS UNIT COMES IN THE 18 POSITION OF AN RA-HSB. CAN BE PURCHASED SEPARATELY FOR SPARES.	RA-HSB
G770B07508 G770B17508 G770B05479		MAC-10 TAN MAC-10 BLACK MAC-10 GRAY (USES BLACK RA-10 CHASSIS)	MASTER ALARM/CONTROL MODULE FOR THE RA-10. ALLOWS MOINTORING OF TD, RD, RTS, CTS, DSR, CD, TC, RC, DTR, RI AND TCT BY LEDS IN THE FRONT PANEL. THIS UNIT COMES IN THE 18 POSITION OF AN RA-10. CAN BE PURCHASED SEPARATELY FOR SPARES.	RA-10 TAN RA-10 BLACK
E779402175		MAC-10 TAN NO MASTER SWITCH	MASTER ALARM/CONTROL MODULE FOR THE RA-10. ALLOWS MONITORING OF TD, RD, RTS, CTS, DSR, CD, TC, RC, DTR, RI AND TCT BY LEDS IN THE FRONT PANEL. THIS UNIT DOES NOT HAVE MASTER A/B TOGGLE SWITCH.THIS UNIT COMES IN THE 18 POSITION OF AN RA-10. CAN BE PURCHASED SEPARATELY FOR SPARES.	RA-10

DYNASWITCH®


MARK II MODULES

<p>G770B06571 G770B07457</p>		<p>MAC-1021 MAC-1021 GRY</p>	<p>MASTER ALARM/CONTROL MODULE FOR THE RA-1021. ALLOWS MONITORING OF QUIESCENT STATES 1, 14, 18, 22, 23, AND 24 BY LEDS IN THE FRONT PANEL. THIS UNIT COMES IN THE 18 POSITION OF AN RA-1021. CAN BE PURCHASED SEPARATELY FOR SPARES.</p>	<p>RA-1021, AND RA-1021 BLACK</p>
<p>G770B01516</p>		<p>MAC-1035</p>	<p>MASTER ALARM/CONTROL MODULE FOR THE RA-1035. ALLOWS MONITORING OF TD, RD, RTS, CTS, DSR, CD, TC, RC, DTR, RI AND TCT BY LEDS IN THE FRONT PANEL. THIS UNIT COMES IN THE 18 POSITION OF AN RA-1035. CAN BE PURCHASED SEPARATELY FOR SPARES.</p>	<p>RA-1035</p>
<p>G770A02005 E779331970 G770B07617</p>		<p>MAC-11 TAN MAC-11 GRAY MAC-11 BLACK</p>	<p>MASTER ALARM/CONTROL MODULE FOR THE RA-11 CE. ALLOWS MONITORING OF TD, RD, RTS, CTS, DSR, CD, TC, RC, DTR, RI AND TCT BY LEDS IN THE FRONT PANEL. THIS UNIT COMES IN THE 18 POSITION OF AN RA-11, CE. CAN BE PURCHASED SEPARATELY FOR SPARES.</p>	<p>RA-11 AND RA-11 BLACK CE VERSION</p>
<p>3108100001 3108100002</p>		<p>MAC-11 US VERSION TAN MAC-11 US VERSION GRAY</p>	<p>MASTER ALARM/CONTROL MODULE FOR THE RA-11 UL. ALLOWS MONITORING OF TD, RD, RTS, CTS, DSR, CD, TC, RC, DTR, RI AND TCT BY LEDS IN THE FRONT PANEL. THIS UNIT COMES IN THE 18 POSITION OF AN RA-11, UL. CAN BE PURCHASED SEPARATELY FOR SPARES.</p>	<p>RA-11 & RA 11 BLACK US UL VERSION</p>


DYNASWITCH® MARK II MODULES




MAC-10



MAC-10 NO MASTER SWITCH




MAC-1021



MAC-11 U.S.



MAC-6



MAC-1035

**DYNASWITCH® MARK II
FILLER PANELS**

DYNASWITCH®

MARK II BLANK FILLER MODULES

3102300001		EPB-4 TAN	FILLER PANEL FOR THE RA-4.
2002570001 2002570003 2002570005		MPB-1 BROWN MPB-1 GRAY MPB-1 BLACK	DIGITAL PORT BLANKS THAT CAN BE INSERTED INTO EITHER THE COMP, MODEM OR MONITOR PATCH POSITIONS OF THE MARK 2 JACK TO HALT ACCESS TO THAT PARTICULAR PATCH JACK POSITION.
3106040001 3106040002 3106040005		MPSB-10 TAN MPSB-10 BLACK MPSB-10 GRAY	FILLER PANEL FOR USE IN RA-5, RA-6, RA-10, RA-11, AND RA-11 US

DYNASWITCH®

MARK II BLANK FILLER MODULES



MPB-1 BROWN




MPB-1 BLACK



MPB-1 GRAY



EPB-4 TAN




MPSB-10 TAN

**DYNASWITCH® MARK II
RACK ADAPTERS**

RA-4 RACKADAPTERS

3102800001		RA-4	4U (7") HIGH, 19" RACK ADAPTER THAT CAN HOLD UP TO 18 ABFS-1RM.24 OR ABFS-2RM.24. USES SELF-TAPPING SCREWS TO HOLD DOWN MODULES AND BLANKS.
------------	--	------	---



RA-4

RA-5 RACK ADAPTER

V24 / RS232

INTERFACE ADAPTER KITS AVAILABLE

GTCB07579M		RA-5	4U (7") HIGH 19" CHASSIS WITH DB25 CONNECTORS ON BACKPLANE AND WITH 440 STANDOFFS ON REAR PANEL AND MAC-5 IN POSITION 18.
GTCB09001M		RA-5 W/DIPS DC PWR ADTPR	4U (7") HIGH 19" CHASSIS WITH DB25 CONNECTORS ON BACKPLANE AND WITH 440 STANDOFFS ON REAR PANEL AND MAC-5 IN POSITION 18. HAS DIPS DC POWER ADAPTER INSTEAD OF RA-10 POWER SUPPLY

RA-6 RACK ADAPTERS

V24 / RS232

INTERFACE ADAPTER KITS AVAILABLE

GTCB07580M		RA-6	4U (7") HIGH 19" CHASSIS WITH DB25 CONNECTORS ON BACKPLANE AND WITH 440 STANDOFFS ON REAR PANEL AND MAC-6 IN POSITION 18. THIS RACK ADAPTER HAS LINE ACTIVITY SCANNER FEATURE.
GTCB07710M		RA-6 (M2.6) W/MCI OPTION 440	4U (7") HIGH 19" CHASSIS WITH DB25 CONNECTORS ON BACKPLANE AND WITH M2.6 STANDOFFS ON REAR PANEL AND EQUIPPED WITH MASTER CHANNEL INTERLOCK OPTION WITH 440 JACK SCREWS AND MAC-6 IN POSITION 18. THIS RACK ADAPTER HAS LINE ACTIVITY SCANNER FEATURE.
GTCB07711M		RA-6 M2.6 W/ LAS & MCI OPTION M2.6	4U (7") HIGH 19" CHASSIS WITH DB25 CONNECTORS ON BACKPLANE AND WITH M2.6 STANDOFFS ON REAR PANEL AND EQUIPPED WITH MASTER CHANNEL INTERLOCK OPTION WITH M2.6 JACK SCREWS AND MAC-10 IN POSITION 18. THIS RACK ADAPTER HAS LINE ACTIVITY SCANNER FEATURE.
GTCB07807M		RA-6 W/DIPS DC PWR ADTPR	4U (7") HIGH 19" CHASSIS WITH DB25 CONNECTORS ON BACKPLANE AND WITH 440 STANDOFFS ON REAR PANEL AND MAC-10 IN POSITION 18. HAS DIPS DC POWER ADAPTER INSTEAD OF RA-10 POWER SUPPLY. THIS RACK ADAPTER HAS LINE ACTIVITY SCANNER FEATURE.

RA-10 RACK ADAPTERS

V24 / RS232

GTC130600M GTC130600R		RA-10 BROWN, SINGLE POWER RA-10 BROWN, REDUNDANT POWER	4U (7") HIGH 19" CHASSIS WITH DB25 CONNECTORS ON BACKPLANE AND WITH 440 STANDOFFS ON REAR PANEL AND MAC-10 IN POSITION 18. SINGLE POWER SUPPLY VERSION, DUAL REDUNDANT VERSION AVAILABLE.
GTC130600J		RA-10J (M2.6)	4U (7") HIGH 19" CHASSIS WITH DB25 CONNECTORS ON BACKPLANE AND WITH M2.6 STANDOFFS ON REAR PANEL AND MAC-10 IN POSITION 18
G770B06568		RA-10E	4U (7") HIGH 19" CHASSIS WITH DB25 CONNECTORS ON BACKPLANE AND WITH 440 STANDOFFS ON REAR PANEL, BUT NO CHAINING FEATURE OR REMOTE CONTROL CAPABILITY AND MAC-10 IN POSITION 18
GTC130601M		RA-10 (M3)	4U (7") HIGH 19" CHASSIS WITH DB25 CONNECTORS ON BACKPLANE AND WITH M3 STANDOFFS ON REAR PANEL AND MAC-10 IN POSITION 18
GTCB07641M		RA-10 W/MCI OPTION 440	4U (7") HIGH 19" CHASSIS WITH DB25 CONNECTORS ON BACKPLANE AND WITH 440 STANDOFFS ON REAR PANEL AND EQUIPPED WITH MASTER CHANNEL INTERLOCK OPTION WITH 440 JACK SCREWS AND MAC-10 IN POSITION 18
GTCB07692M		RA-10 M2.6 W/MCI OPTION M2.6	4U (7") HIGH 19" CHASSIS WITH DB25 CONNECTORS ON BACKPLANE AND WITH M2.6 STANDOFFS ON REAR PANEL AND EQUIPPED WITH MASTER CHANNEL INTERLOCK OPTION WITH M2.6 JACK SCREWS AND MAC-10 IN POSITION 18
GTCB07693M		RA-10 M2.6 W/MCI OPTION 440	4U (7") HIGH 19" CHASSIS WITH D25 CONNECTORS ON BACKPLANE AND WITH M2.6 STANDOFFS ON REAR PANEL AND EQUIPPED WITH MASTER CHANNEL INTERLOCK OPTION WITH 440 JACK SCREWS AND MAC-10 IN POSITION 18

RA-10 RACK ADAPTERS

V24 / RS232

GTCB07695M		RA-10 M3 W/MCI OPTION M3	4U (7") HIGH 19" CHASSIS WITH DB25 CONNECTORS ON BACKPLANE AND WITH M3 STANDOFFS ON REAR PANEL AND EQUIPPED WITH MASTER CHANNEL INTERLOCK OPTION WITH M3 JACK SCREWS AND MAC-10 IN POSITION 18
GTCB07696M		RA-10 M3 W/MCI OPTION 440	4U (7") HIGH 19" CHASSIS WITH DB25 CONNECTORS ON BACKPLANE AND WITH M3 STANDOFFS ON REAR PANEL AND EQUIPPED WITH MASTER CHANNEL INTERLOCK OPTION WITH 440 JACK SCREWS AND MAC-10 IN POSITION 18
ESQ0202365		RA-10 M2.6 W/MCI OPTION M2.6 W/ HARDWIRE POWER CORD	4U (7") HIGH 19" CHASSIS WITH DB25 CONNECTORS ON BACKPLANE AND WITH M2.6 STANDOFFS ON REAR PANEL AND EQUIPPED WITH MASTER CHANNEL INTERLOCK OPTION WITH M2.6 JACK SCREWS AND MAC-10 IN POSITION 18. WITH HARDWIRE POWER CORD. NO LOGO ON RIGHT EAR. 110 VOLT POWER CORD.
ESQ9502365		RA-10 M2.6 W/MCI OPTION 440 W/ HARDWIRE POWER CORD	4U (7") HIGH 19" CHASSIS WITH DB25 CONNECTORS ON BACKPLANE AND WITH M2.6 STANDOFFS ON REAR PANEL AND EQUIPPED WITH MASTER CHANNEL INTERLOCK OPTION WITH 440 JACK SCREWS AND MAC-10 IN POSITION 18. WITH HARDWIRE POWER CORD. NO LOGO ON RIGHT EAR. 110 VOLT POWER CORD.
ESQ9402175		RA-10 W/MCI OPTION 440 W/ NO MASTER SWITCH ON MAC 10	4U (7") HIGH 19" CHASSIS WITH DB25 CONNECTORS ON BACKPLANE AND WITH 440 STANDOFFS ON REAR PANEL AND EQUIPPED WITH MASTER CHANNEL INTERLOCK OPTION WITH 440 JACK SCREWS AND MAC-10 WITH NO MASTER A/B SWITCH IN POSITION 18.



RA-10 RACK ADAPTERS

V24 / RS232



GTCB07437M GTCB07437R		RA-10 BLACK, SINGLE POWER RA-10 BLACK, REDUNDANT POWER	4U (7") HIGH 19" CHASSIS WITH DB25 CONNECTORS ON BACKPLANE AND WITH 440 STANDOFFS ON REAR PANEL BUT HAS BLACK EARS AND A MAC-10 GRAY IN POSITION 18. SINGLE OR DUAL POWER OPTION AVAILABLE
902711		RA-10 W/DIPS DC PWR ADTPR	4U (7") HIGH 19" CHASSIS WITH DB25 CONNECTORS ON BACKPLANE AND WITH 440 STANDOFFS ON REAR PANEL AND MAC-10 IN POSITION 18. HAS DIPS DC POWER ADAPTER INSTEAD OF RA-10 POWER SUPPLY.
902712		RA-10 M2.6 W/DIPS DC PWR ADTPR	4U (7") HIGH 19" CHASSIS WITH DB25 CONNECTORS ON BACKPLANE AND WITH M2.6 STANDOFFS ON REAR PANEL AND MAC-10 IN POSITION 18. HAS DIPS DC POWER ADAPTER INSTEAD OF RA-10 POWER SUPPLY.

RA-10 RACK ADAPTERS


V24 / RS232



RA-10



RA-10 W/MCI OPTION 440



RA-10 W/MCI OPTION 440 W/ NO MASTER SWITCH ON MAC 10



RA-1021 RACK ADAPTERS

X.21



GTCB03340M GTCB03340R		RA-1021, SINGLE POWER RA-1021, REDUNDANT P/S	4U (7") HIGH 19" CHASSIS WITH DB15 CONNECTORS ON BACKPLANE AND WITH 440 STANDOFFS ON REAR PANEL AND MAC-1021 IN POSITION 18. SINGLE OR DUAL POWER OPTION.
GTCB09002M		RA-1021 W/DIPS DC PWR ADTPR	4U (7") HIGH 19" CHASSIS WITH DB15 CONNECTORS ON BACKPLANE AND WITH 440 STANDOFFS ON REAR PANEL AND MAC-1021 IN POSITION 18. HAS DIPS DC POWER ADAPTER INSTEAD OF AN RA-10 POWER SUPPLY.
GTCB07434M		RA-1021 BLACK	4U (7") HIGH 19" CHASSIS WITH DB15 CONNECTORS ON BACKPLANE AND WITH 440 STANDOFFS ON REAR PANEL BUT HAS BLACK EARS AND MAC-1021 GRAY IN POSITION 18.
GTCB06347M		RA-1021 M3	4U (7") HIGH 19" CHASSIS WITH DB15 CONNECTORS ON BACKPLANE AND WITH M3 STANDOFFS ON REAR PANEL AND MAC-1021 IN POSITION 18
GTCB09003M		RA-1021 M3 W/DIPS DC PWR ADTPR	4U (7") HIGH 19" CHASSIS WITH DB15 CONNECTORS ON BACKPLANE AND WITH M3 STANDOFFS ON REAR PANEL AND MAC-1021 IN POSITION 18. HAS DIPS DC POWER ADAPTER INSTEAD OF AN RA-10 POWER SUPPLY.
GTCB07706M		RA-1021 M3 W/MCI OPTION W/440	4U (7") HIGH 19" CHASSIS WITH DB15 CONNECTORS ON BACKPLANE AND WITH M3 STANDOFFS ON REAR PANEL AND EQUIPPED WITH MASTER CHANNEL INTERLOCK OPTION WITH 440 JACK SCREWS AND MAC-1021 IN POSITION 18.
ESQ9502364		RA-1021 M3 W/MCI OPTION W/440 HARDWIRE POWER CORD	4U (7") HIGH 19" CHASSIS WITH DB15 CONNECTORS ON BACKPLANE AND WITH M3 STANDOFFS ON REAR PANEL AND EQUIPPED WITH MASTER CHANNEL INTERLOCK OPTION WITH 440 JACK SCREWS AND MAC-1021 IN POSITION 18. WITH HARDWIRED POWER CORD. NO LOGO ON RIGHT EAR. 110 VOLT POWER CORD.

RA-1021 RACK ADAPTERS

X.21



RA-1021



RA-1021 M3 W/MCI OPTION W/440


RA-1035 RACK ADAPTERS

V.35



<p>GTCB02098M GTCB02098R</p>		<p>RA-1035M, SINGLE POWER RA-1035R, REDUNDANT</p>	<p>4U (7") HIGH 19" CHASSIS RA-1035 MASTER HOLDS UP TO 8 SWITCH MODULES IN POSITIONS 1, 3, 5, 7, 9, 11, 13, 15, AND MRA OR MARC MODULE IF NEEDED IN POSITION 17 AND A MAC-1035 IN POSITION 18. ALL OTHER POSITIONS CONTAIN MPSB-10 BLANKS. BACKPLANE HAS V35W CONNECTORS ON IT. SINGLE OR DUAL POWER OPTION.</p>
<p>GTCB07694M</p>		<p>RA-1035M WMCI OPTION W/440</p>	<p>4U (7") HIGH 19" CHASSIS RA-1035 MASTER HOLDS UP TO 8 SWITCH MODULES IN POSITIONS 1, 3, 5, 7, 9, 11, 13, 15, AND MRA OR MARC MODULE IF NEEDED IN POSITION 17 AND A MAC-1035 IN POSITION 18. ALL OTHER POSITIONS CONTAIN MPSB-10 BLANKS. BACKPLANE HAS V35W CONNECTORS ON IT. IT IS ALSO EQUIPPED WITH MASTER CHANNEL INTERLOCK OPTION WITH 440 JACK SCREWS</p>
<p>GTCB09004M</p>		<p>RA-1035M W/DIPS DC PWR ADTPR</p>	<p>4U (7") HIGH 19" CHASSIS RA-1035 MASTER HOLDS UP TO 8 SWITCH MODULES IN POSITIONS 1, 3, 5, 7, 9, 11, 13, 15, AND MRA OR MARC MODULE IF NEEDED IN POSITION 17 AND A MAC-1035 IN POSITION 18. ALL OTHER POSITIONS CONTAIN MPSB-10 BLANKS. BACKPLANE HAS V35W CONNECTORS ON IT. HAS DIPS DC POWER ADAPTER INSTEAD OF AN RA-10 POWER SUPPLY.</p>
<p>GTCB02108M</p>		<p>RA-1035S</p>	<p>4U (7") HIGH 19" CHASSIS RA-1035 SLAVE HOLDS UP TO 8 SWITCH MODULES IN POSITIONS 1, 3, 5, 7, 9, 11, 13, 15, AND DOES NOT ALLOW ANY MODULES IN POSITION 17 AND POSITION 18. ALL OTHER POSITIONS CONTAIN MPSB-10 BLANKS INCLUDING 17 AND 18. IT REQUIRES A SLAVE CABLE CONNECTED TO AN RA-1035M TO OPERATE. THE CABLE IS SUPPLIED WITH UNIT. BACKPLANE HAS V35W CONNECTORS ON IT.</p>

RA-1035 RACK ADAPTERS

V.35



RA-1035M



RA-1035M WMCI OPTION W/440

RA-11 RACK ADAPTERS

CE VERSION

V24 / RS232

INTERFACE ADAPTER KITS AVAILABLE

<p>GTCA01207M GTCA01207R</p>		<p>RA-11, SINGLE POWER RA-11, REDUNDANT POWER</p>	<p>4U (7") HIGH 19" CHASSIS WITH DB25 CONNECTORS ON BACKPLANE AND WITH 440 STANDOFFS ON REAR PANEL AND MAC-11 IN POSITION 18. THIS RACK ADAPTER HAS LINE ACTIVITY SCANNER FEATURE. SINGLE OR DUAL POWER OPTION.</p>
<p>GTCB09005M</p>		<p>RA-11 W/DIPS DC PWR ADTPR</p>	<p>4U (7") HIGH 19" CHASSIS WITH DB25 CONNECTORS ON BACKPLANE AND WITH 440 STANDOFFS ON REAR PANEL AND MAC-11 IN POSITION 18. HAS DIPS DC POWER ADAPTER INSTEAD OF RA-10 POWER SUPPLY. THIS RACK ADAPTER HAS LINE ACTIVITY SCANNER FEATURE.</p>
<p>GTCB07330M</p>		<p>RA-11 M2.6</p>	<p>4U (7") HIGH 19" CHASSIS WITH DB25 CONNECTORS ON BACKPLANE AND WITH M2.6 STANDOFFS ON REAR PANEL AND MAC-11 IN POSITION 18. THIS RACK ADAPTER HAS LINE ACTIVITY SCANNER FEATURE.</p>
<p>GTCB09006M</p>		<p>RA-11 M2.6 W/DIPS DC PWR ADTPR</p>	<p>4U (7") HIGH 19" CHASSIS WITH DB25 CONNECTORS ON BACKPLANE AND WITH M2.6 STANDOFFS ON REAR PANEL AND MAC-11 IN POSITION 18. HAS DIPS DC POWER ADAPTER INSTEAD OF RA-10 POWER SUPPLY. THIS RACK ADAPTER HAS LINE ACTIVITY SCANNER FEATURE.</p>
<p>GTCB07618M</p>		<p>RA-11 BLACK</p>	<p>4U (7") HIGH 19" CHASSIS WITH DB25 CONNECTORS ON BACKPLANE AND WITH 440 STANDOFFS ON REAR PANEL BUT HAS BLACK EARS AND A MAC-11 GRAY IN POSITION 18. THIS RACK ADAPTER HAS LINE ACTIVITY SCANNER FEATURE.</p>

RA-HSB RACK ADAPTER

V24 / RS232

INTERFACE ADAPTER KITS AVAILABLE

GTCB07808M		RA-HSB [HOT STANDBY]	4U (7") HIGH 19" CHASSIS WITH DB25 CONNECTORS ON BACKPLANE AND 440 STANDOFFS ON REAR PANEL AND MAC-6 HSB MODULE IN POSITION 18. THIS RACK ADAPTER HAS LINE ACTIVITY SCANNER FEATURE.
-------------------	--	-----------------------------	--

RA-11 RACK ADAPTERS

USA ONLY UL LISTED

V24 / RS232

310800001		RA-11 BROWN 115VAC	4U (7") HIGH 19" CHASSIS WITH DB25 CONNECTORS ON BACKPLANE AND WITH 440 STANDOFFS ON REAR PANEL AND A US MAC-11 IN POSITION 18.
310800002		RA-11BROWN 230VAC	SAME AS ABOVE, BUT WIRED FOR 230 VAC.
310800005		RA-11 BLACK 115VAC	4U (7") HIGH 19" CHASSIS WITH DB25 CONNECTORS ON BACKPLANE ANDWITH 440 STANDOFFS ON REAR PANEL BUT HAS BLACK EARS AND A US MAC-11 GRAY IN POSITION 18.
310800006		RA-11 BLACK 230VAC	SAME AS ABOVE, BUT WIRED FOR 230 VAC.

DYNASWITCH® MARK II
RACK ADAPTER
MCI OPTIONS

MCI OPTIONS

GTC120480M		MCI OPTION	THIS OPTION PROVIDES BOTH MASTER AND INDIVIDUAL CHANNEL INTERLOCK FOR BYPASS SUSTITUTION SWITCHING APPLICATIONS. A RIBBON CABLE WITH A DB25 FEMALE CONNECTOR W/ 440 SCREWLOCKS IS ATTACHED TO A BRACKET MOUNTED TO THE POWER SUPPLY OR DIPS ADAPTER ON THE BACK OF EITHER A RA-5, RA-6, RA-10, OR RA-11 CE AND SOLDERED TO THE BACKPLANE.
GTC120481M		MCI OPTION W/M2.6	THIS OPTION PROVIDES BOTH MASTER AND INDIVIDUAL CHANNEL INTERLOCK FOR BYPASS SUSTITUTION SWITCHING APPLICATIONS. A RIBBON CABLE WITH A DB25 FEMALE CONNECTOR W/ M2.6 SCREWLOCKS IS ATTACHED TO A BRACKET MOUNTED TO THE POWER SUPPLY OR DIPS ADAPTER ON THE BACK OF EITHER A RA-5, RA-6, RA-10, OR RA-11 CE. AND SOLDERED TO THE BACKPLANE.
GTC120482M		MCI OPTION W/M3	THIS OPTION PROVIDES BOTH MASTER AND INDIVIDUAL CHANNEL INTERLOCK FOR BYPASS SUSTITUTION SWITCHING APPLICATIONS. A RIBBON CABLE WITH A DB25 FEMALE CONNECTOR W/ M3 SCREWLOCKS IS ATTACHED TO A BRACKET MOUNTED TO THE POWER SUPPLY OR DIPS ADAPTER ON THE BACK OF EITHER A RA-5, RA-6, RA-10, OR RA-11 CE AND SOLDERED TO THE BACKPLANE.
GTC120483M		MCI OPTION V.35	THIS OPTION PROVIDES BOTH MASTER AND INDIVIDUAL CHANNEL INTERLOCK FOR BYPASS SUSTITUTION SWITCHING APPLICATIONS. A WIRE HARNESS WITH A DB25 FEMALE CONNECTOR W/ 440 SCREWLOCKS IS ATTACHED TO A BRACKET MOUNTED TO THE POWER SUPPLY OR DIPS ADAPTER ON THE BACK OF AN RA-1035M AND SOLDERED TO THE BACKPLANE.

**DYNASWITCH® MARK II
RACK ADAPTER
POWER SUPPLIES**

RACK ADAPTER POWER SUPPLIES SPARES


G770B06290		RA-10 POWER SUPPLY	SPARE POWER SUPPLY FOR RA-5, RA-6, RA-10, AND RA-11 CE. AUTO-RANGE POWER SUPPLY 85-265 VAC.
G770B06291		RA-10 REDUNDANT POWER SUPPLY	DUAL MINI 40-WATT POWER SUPPLIES, AUTO-RANGE 85-265 VAC, CE CERTIFIED, DUAL AC INPUTS FUSED.
E779502364 (OBSOLETE)		RA-10 POWER WITH HARD-WIRED POWER CORD 110V	SPARE POWER SUPPLY FOR RA-5, RA-6, RA-10, AND RA-11 CE. POWER SUPPLY 110 VAC. TOSHIBA POWER CORD.
3108900001 (OBSOLETE)		RA-11 POWER SUPPLY 110 VAC	SPARE POWER SUPPLY FOR RA-11 US UL. 110 VAC
3108900002 (OBSOLETE)		RA-11 POWER SUPPLY 230 VAC	SPARE POWER SUPPLY FOR RA-11 US UL. 230 VAC
902710		RA-10 DIPS ADAPTER	DIPS ADAPTER REPLACES THE RA-10 POWER SUPPLY ON RA-5, RA-6, RA-10, AND RA-11 CE. FOR USE WITH DIPS REDUNDANT POWER SUPPLY. UP TO 4 RACKS CAN BE POWERED.

DYNASWITCH® MARK II
INTERFACE ADAPTER KITS
(RA-5, RA-6, & 4-CHANNEL A/B)

INTERFACE ADAPTER KITS

GTCB07811M		INTERFACE ADAPTER KIT V35[E]	KIT CONSISTS OF ONE DB25F-V35M AND TWO DB25M-V35F ADAPTERS. THE V.35 CONNECTORS ARE M34 WINCHESTER TYPE. EUROPEAN PIN OUT.
GTCB07991M		INTERFACE ADAPTER KIT V35[U]	KIT CONSISTS OF ONE DB25F-V35M AND TWO DB25M-V35F ADAPTERS. THE V.35 CONNECTORS ARE M34 WINCHESTER TYPE. U.S. PIN OUT.
GTCB07810M		INTERFACE ADAPTER KIT X21/V11	KIT CONSISTS OF ONE DB25F-DB15M AND TWO DB25M-DB15F ADAPTERS.
GTCB07895M		INTERFACE ADAPTER KIT RS449/530	KIT CONSISTS OF ONE DB25F-DB37M AND TWO DB25M-DB37F ADAPTERS WITH A DB25M-DB25F EXTENDER CABLE TO ALLOW FOR PHYSICAL DIMENSIONS OF THE DB37 CONNECTORS.
GTCB07898M		INTERFACE ADAPTER KIT D25-RJ45(ISDN)	KIT CONSISTS OF ONE DB25F-RJ45 AND TWO DB25M-RJ45 ADAPTERS.
GTCB07781M		INTERFACE ADAPTER KIT D25-COAX	KIT CONSISTS OF ONE DB25F-BNC (2) AND TWO DB25M- BNC (2) ADAPTERS.


INTERFACE ADAPTER KITS




INTERFACE ADAPTER KIT V35[E]




INTERFACE ADAPTER KIT V35[U]



INTERFACE ADAPTER KIT RS449/530



INTERFACE ADAPTER KIT D25-RJ45(ISDN)



INTERFACE ADAPTER KIT D25-COAX

INTERFACE ADAPTER KIT X21/V11

DYNASWITCH® MARK II
DARC
(DIGITAL ASCII REMOTE CONTROLLER)

DARC

1011000001 1011000006		155-AC-64 TAN 155-AC-64 BLACK	85-240 VAC STAND ALONE REMOTE CONTROL UNIT. THIS UNIT HAS TWO DIGITAL INPUT PORTS AND CAN CONTROL UP TO 64 EXTERNAL RACK ADAPTERS WITH AN MRA-10 SLAVE CONTROL MODULE IN POSITION 17. INCLUDES 1 TERMINATING PLUG.
ESQ9402111		165-AC-64 M2.6 TAN	CE WIRED AND APPROVED 230 VOLT REMOTE CONTROL UNIT. THIS UNIT HAS TWO DIGITAL INPUT PORTS AND CAN CONTROL UP TO 64 EXTERNAL RACK ADAPTERS WITH AN MRA-10 SLAVE CONTROL MODULE IN POSITION 17. INCLUDES 1 TERMINATING PLUG. THIS HAS M2.6 HARDWARE ON CONNECTORS.

DARC



155/165-AC-64

**DYNASWITCH® MARK II
DYNABUSS CHAINING
CABLES**

DYNABUSS CHAINING CABLES

FEET

UP TO 32 RACK ADAPTERS CAN BE CHAINED TOGETHER

1011060017		155-AC-2M/2F-8-V017	THIS 37 PIN RIBBON CABLE IS 8 FEET LONG. WITH 2 DB37F AND 2 DB37M CONNECTORS.FOR DAISY CHAINING THE DYNASWITCH® RACK ADAPTERS TOGETHER. CABLE LAYOUT IS: DB37M-32", DB37M-32", DB37F-32", DB37F
1011060018		155-AC-3M-6-V018	THIS 37 PIN RIBBON CABLE IS 6 FEET LONG. WITH 3 DB37M CONNECTORS.FOR DAISY CHAINING THE DYNASWITCH® RACK ADAPTERS TOGETHER. CABLE LAYOUT IS: DB37M-36", DB37M-36", DB37M.
1011060020		155-AC-3M/1F-6-V020	THIS 37 PIN RIBBON CABLE IS 6 FEET LONG. WITH 1 DB37F AND 3 DB37M CONNECTORS.FOR DAISY CHAINING THE DYNASWITCH® RACK ADAPTERS TOGETHER. CABLE LAYOUT IS: DB37M-24", DB37M-24", DB37M-24", DB37F
1011060021		155-AC-2M/1F-5-V021	THIS 37 PIN RIBBON CABLE IS 5 FEET LONG. WITH 1 DB37F AND 2 DB37M CONNECTORS.FOR DAISY CHAINING THE DYNASWITCH® RACK ADAPTERS TOGETHER. CABLE LAYOUT IS: DB37M-30", DB37M-30", DB37F.
1011060022		155-AC-2M/1F-4-V022	THIS 37 PIN RIBBON CABLE IS 4 FEET LONG. WITH 1 DB37F AND 2 DB37M CONNECTORS.FOR DAISY CHAINING THE DYNASWITCH® RACK ADAPTERS TOGETHER. CABLE LAYOUT IS: DB37M-16", DB37M-32", DB37F
1011060023		155-AC-2M/1F-4-V023	THIS 37 PIN RIBBON CABLE IS 4 FEET LONG. WITH 1 DB37F AND 2 DB37M CONNECTORS.FOR DAISY CHAINING THE DYNASWITCH® RACK ADAPTERS TOGETHER. CABLE LAYOUT IS: DB37M-12", DB37M-36", DB37F
1011060024		155-AC-2M/1F-3-V024	THIS 37 PIN RIBBON CABLE IS 3 FEET LONG. WITH 1 DB37F AND 2 DB37M CONNECTORS.FOR DAISY CHAINING THE DYNASWITCH® RACK ADAPTERS TOGETHER. CABLE LAYOUT IS: DB37M-30", DB37M-6", DB37F

DYNABUSS CHAINING CABLES

FEET

UP TO 32 RACK ADAPTERS CAN BE CHAINED TOGETHER

1011060025		155-AC-2M/1F-8-V025	THIS 37 PIN RIBBON CABLE IS 8 FEET LONG. WITH 1 DB37F AND 2 DB37M CONNECTORS.FOR DAISY CHAINING THE DYNASWITCH® RACK ADAPTERS TOGETHER. CABLE LAYOUT IS: DB37M-48", DB37M-48", DB37F
1011060026		155-AC-3M/1F-5-V026	THIS 37 PIN RIBBON CABLE IS 5 FEET LONG. WITH 3 DB37M AND 1 DB37F CONNECTORS.FOR DAISY CHAINING THE DYNASWITCH® RACK ADAPTERS TOGETHER. CABLE LAYOUT IS: DB37M-18", DB37M-18", DB37M-24", D37F.
1011060027		155-AC-2M/2F-4-V027	THIS 37 PIN RIBBON CABLE IS 4 FEET LONG. WITH 2 D37F AND 2 D37M CONNECTORS.FOR DAISY CHAINING THE DYNASWITCH® RACK ADAPTERS TOGETHER. CABLE LAYOUT IS: DB37F-24", DB37M-12", DB37M-12", DB37F
1011060028		155-AC-2M-5-V028	THIS 37 PIN RIBBON CABLE IS 5 FEET LONG. WITH 2 DB37M CONNECTORS.FOR DAISY CHAINING THE DYNASWITCH® RACK ADAPTERS TOGETHER. CABLE LAYOUT IS: DB37M-60", DB37M.
1011060029		155-AC-2F/3M-5-V029	THIS 37 PIN RIBBON CABLE IS 5 FEET LONG. WITH 2 DB37F AND 3 DB37M CONNECTORS.FOR DAISY CHAINING THE DYNASWITCH® RACK ADAPTERS TOGETHER. CABLE LAYOUT IS: DB37F-8", DB37M-12", DB37M-12", DB37M-28", DB37F
1011060030		155-AC-2M/2F-18-V030	THIS 37 PIN RIBBON CABLE IS 18 FEET LONG. WITH 2 DB37F AND 2 DB37M CONNECTORS.FOR DAISY CHAINING THE DYNASWITCH® RACK ADAPTERS TOGETHER. CABLE LAYOUT IS: DB37F-72", DB37M-72", DB37M-72", DB37F
1011060031		155-AC-1M/2F-5-V031	THIS 37 PIN RIBBON CABLE IS 5 FEET LONG. WITH 2 DB37F AND 1 DB37M CONNECTORS.FOR DAISY CHAINING THE DYNASWITCH® RACK ADAPTERS TOGETHER. CABLE LAYOUT IS: DB37M-30", DB37F-30", DB37F

DYNABUSS CHAINING CABLES

FEET

UP TO 32 RACK ADAPTERS CAN BE CHAINED TOGETHER

1011060032		155-AC-3M/1F-10-V032	THIS 37 PIN RIBBON CABLE IS 10 FEET LONG. WITH 1 DB37F AND 3 DB37M CONNECTORS.FOR DAISY CHAINING THE DYNASWITCH® RACK ADAPTERS TOGETHER. CABLE LAYOUT IS: DB37M-40", DB37M-40", DB37M-40", DB37F
1011060033		155-AC-2M/2F-4.5-V033	THIS 37 PIN RIBBON CABLE IS 4.5 FEET LONG. WITH 2 DB37M AND 2 DB37F CONNECTORS.FOR DAISY CHAINING THE DYNASWITCH® RACK ADAPTERS TOGETHER. CABLE LAYOUT IS: DB37F-24", DB37M-24", DB37M-6", DB37F.
1011060034		155-AC-2M/1F-2-V034	THIS 37 PIN RIBBON CABLE IS 2 FEET LONG. WITH 1 DB37F AND 2 DB37M CONNECTORS.FOR DAISY CHAINING THE DYNASWITCH® RACK ADAPTERS TOGETHER. CABLE LAYOUT IS: DB37M-12", DB37M-12", DB37F
1011060035		155-AC-4M/1F-5-V035	THIS 37 PIN RIBBON CABLE IS 5 FEET LONG. WITH 1 DB37F AND 4 DB37M CONNECTORS.FOR DAISY CHAINING THE DYNASWITCH® RACK ADAPTERS TOGETHER. CABLE LAYOUT IS: DB37M-15", DB37M-15", DB37M-15", DB37M-15", DB37F.
1011060036		155-AC-2M/1F-5.5-V036	THIS 37 PIN RIBBON CABLE IS 5.5 FEET LONG. WITH 1 DB37F AND 2 DB37M CONNECTORS.FOR DAISY CHAINING THE DYNASWITCH® RACK ADAPTERS TOGETHER. CABLE LAYOUT IS: DB37M-60", DB37M-6", DB37F.
1011060037		155-AC-2M/2F-3-V037	THIS 37 PIN RIBBON CABLE IS 3 FEET LONG. WITH 2 DB37F AND 2 DB37M CONNECTORS.FOR DAISY CHAINING THE DYNASWITCH® RACK ADAPTERS TOGETHER. CABLE LAYOUT IS: DB37F-6", DB37M-24", DB37M-6", DB37F
1011060038		155-AC-1M/2F-5-V038	THIS 37 PIN RIBBON CABLE IS 5 FEET LONG. WITH 2 DB37F AND 1 DB37M CONNECTORS.FOR DAISY CHAINING THE DYNASWITCH® RACK ADAPTERS TOGETHER. CABLE LAYOUT IS: DB37F-30", DB37M-30", DB37F

DYNABUSS CHAINING CABLES

FEET

UP TO 32 RACK ADAPTERS CAN BE CHAINED TOGETHER

1011060039		155-AC-2M/1F-4-V039	THIS 37 PIN RIBBON CABLE IS 4 FEET LONG. WITH 1 DB37F AND 2 DB37M CONNECTORS.FOR DAISY CHAINING THE DYNASWITCH® RACK ADAPTERS TOGETHER. CABLE LAYOUT IS: DB37M-24", DB37M-24", DB37F
1011060040		155-AC-1M/1F-4-V040	THIS 37 PIN RIBBON CABLE IS 4 FEET LONG. WITH 1 DB37M AND 1 DB37F CONNECTORS.FOR DAISY CHAINING THE DYNASWITCH® RACK ADAPTERS TOGETHER. CABLE LAYOUT IS: DB37M-48", DB37F.
1011060041		155-AC-2M-10-V041	THIS 37 PIN RIBBON CABLE IS 10 FEET LONG. WITH 2 DB37M CONNECTORS.FOR DAISY CHAINING THE DYNASWITCH® RACK ADAPTERS TOGETHER. CABLE LAYOUT IS: DB37M-120", DB37M.
1011060042		155-AC-2M/2F-10-V042	THIS 37 PIN RIBBON CABLE IS 10 FEET LONG. WITH 2 DB37F AND 2 DB37M CONNECTORS.FOR DAISY CHAINING THE DYNASWITCH® RACK ADAPTERS TOGETHER. CABLE LAYOUT IS: DB37F-42", DB37M-42", DB37M-36", DB37F
1011060043		155-AC-FM-5-V043	THIS 37 PIN RIBBON CABLE IS 5 FEET LONG. WITH 1 DB37M AND 1 DB37F CONNECTORS.FOR DAISY CHAINING THE DYNASWITCH® RACK ADAPTERS TOGETHER. CABLE LAYOUT IS: DB37F-60", DB37M.
1101060044		155-AC-10M/1F-10-V044	THIS 37 PIN RIBBON CABLE IS 10 FEET LONG. WITH 1 DB37F AND 10 DB37M CONNECTORS.FOR DAISY CHAINING THE DYNASWITCH® RACK ADAPTERS TOGETHER. CABLE LAYOUT IS: DB37M-12", DB37M-12", DB37M-12", DB37M-12", DB37M-12", DB37M-12", DB37M-12", DB37M-12", DB37M-12", DB37F.
1101060045		155-AC-5M/1F-8-V045	THIS 37 PIN RIBBON CABLE IS 8 FEET LONG. WITH 1 DB37F AND 5 DB37M CONNECTORS.FOR DAISY CHAINING THE DYNASWITCH® RACK ADAPTERS TOGETHER. CABLE LAYOUT IS: DB37M-18", DB37M-18", DB37M-18", DB37M-18", DB37M-18", DB37F.

DYNABUSS CHAINING CABLES

FEET

UP TO 32 RACK ADAPTERS CAN BE CHAINED TOGETHER

1101060047		155-AC-1M/2F-6-V047	THIS 37 PIN RIBBON CABLE IS 6 FEET LONG. WITH 2 DB37F AND 1 DB37M CONNECTORS.FOR DAISY CHAINING THE DYNASWITCH® RACK ADAPTERS TOGETHER. CABLE LAYOUT IS: DB37F-36", DB37M-36", DB37F.
1101060048		155-AC-2M/2F-13-V048	THIS 37 PIN RIBBON CABLE IS 13 FEET LONG. WITH 2 DB37F AND 2 DB37M CONNECTORS.FOR DAISY CHAINING THE DYNASWITCH® RACK ADAPTERS TOGETHER. CABLE LAYOUT IS: DB37F-48", DB37M-96", DB37M-12", DB37F.
1101060049		155-AC-8M/1F-8-V049	THIS 37 PIN RIBBON CABLE IS 8 FEET LONG. WITH 1 DB37F AND 8 DB37M CONNECTORS.FOR DAISY CHAINING THE DYNASWITCH® RACK ADAPTERS TOGETHER. CABLE LAYOUT IS: DB37M-12", DB37M-12", DB37M-12", DB37M-12", DB37M-12", DB37M-12", DB37M-12", DB37F
1011060050		155-AC-4M/2F-10-V050	THIS 37 PIN RIBBON CABLE IS 10 FEET LONG. WITH 2 DB37F AND 4 DB37M CONNECTORS.FOR DAISY CHAINING THE DYNASWITCH® RACK ADAPTERS TOGETHER. CABLE LAYOUT IS: DB37F-24", DB37M-24", DB37M-24", DB37M-24", DB37M-24",DB37F.
1011060051		155-AC-8M/F-17-V051	THIS 37 PIN RIBBON CABLE IS 17 FEET LONG. WITH 1 DB37F AND 8 DB37M CONNECTORS.FOR DAISY CHAINING THE DYNASWITCH® RACK ADAPTERS TOGETHER. CABLE LAYOUT IS: DB37M-12", DB37M-12", DB37M-12", DB37M-120",DB37M-12",DB37M-12",DB37M-12",DB37M-12",DB37M-12", DB37F.

\$175.00 FOR FIRST 5 FEET AND 2 CONNECTORS, \$8.00 PER EXTRA FOOT AND \$50.00 FOR EACH ADDITIONAL CONNECTOR.

DYNASWITCH® MARK II
REDUNDANT POWER SUPPLY
(DIPS / ARPS)

DIPS

902702 902703		DIPS 100V TAN DIPS 100V BLACK	DUAL REDUNDANT POWER SUPPLY WHICH CAN POWER UP TO 4 DYNASWITCH® RACK ADAPTERS WITH DIPS POWER ADAPTER. INPUT POWER 100-110 VAC.
902714 902713		DIPS 240V TAN DIPS 240V BLACK	DUAL REDUNDANT POWER SUPPLY WHICH CAN POWER UP TO 4 DYNASWITCH® RACK ADAPTERS WITH DIPS POWER ADAPTER. INPUT POWER 220-240 VAC.
3108600011 (OBSOLETE)		ARPS-11	AUTO REDUNDANT POWER SUPPLY FOR THE US RA-11. PROVIDES BACK-UP POWER FOR UP TO 3 US RA-11. IT IS CONNECTED BY THE INTERCONNECT CABLE SUPPLIED WITH THE US RA-11.

SPECIFY COUNTRY FOR CORRECT POWER CORD WHEN ORDERING DIPS.

**DYNASWITCH® MARK II
PAK
CONFIGURATIONS**

DYNASWITCH® MARK II PAKS

V24/RS232

PART NUMBER	PRICE	DESCRIPTION	CHASSIS	SLOTS 1-16	SLOT 17	SLOT 18
GTC131600M		PAK-003-01	RA-4 BRN	ABFS-1RM	EPB-4	EPB-4
GTCB07384M		PAK-003-01 M2.6	RA-4 BRN	ABFS-1RM M2.6	EPB-4	EPB-4
GTC131601M		PAK-003-01F	RA-4 BRN	ABFS-2RM	EPB-4	EPB-4
2093140001		PAK-003-03	RA-4 BRN	COS-1RM	EPB-4	EPB-4
GTC130290M		PAK-205-01	RA-10 BRN	MPS-2 TAN	MPM-1 TAN	MAC-10 TAN
GTC130293M		PAK-205-02	RA-10 BRN	MPS-2M TAN	MPM-1 TAN	MAC-10 TAN
GTC130301M		PAK-205-03	RA-10 BRN	MFS-3 TAN	MPM-1 TAN	MAC-10 TAN
GTC130304M		PAK-205-04	RA-10 BRN	MFS-3M TAN	MPM-1 TAN	MAC-10 TAN
GTC130291M		PAK-205-41	RA-10 BRN	MPS-2 TAN	MARC-10 TAN	MAC-10 TAN
2093070002		PAK-205-41 US	RA-11 US BRN	MPS-2 TAN	MARC-10 TAN	MAC-11TAN US
GTC130294M		PAK-205-42	RA-10 BRN	MPS-2M TAN	MARC-10 TAN	MAC-10 TAN
2093060002		PAK-205-42 US	RA-11 US BRN	MPS-2M TAN	MARC-10 TAN	MAC-11TAN US
GTC130302M		PAK-205-43	RA-10 BRN	MFS-3 TAN	MARC-10 TAN	MAC-10 TAN
GTC130305M		PAK-205-44	RA-10 BRN	MFS-3M TAN	MARC-10 TAN	MAC-10 TAN
GTCB05864M		PAK-205-45	RA-11 CE BRN	MPS-4M TAN	MARC-11 TAN	MAC-11 TAN CE
GTCB05865M		PAK-205-46	RA-10 BRN	MPS-2M TAN	MARC-10/2 TAN	MAC-10 TAN

DYNASWITCH® MARK II PAKS

V24/RS232

PART NUMBER	PRICE	DESCRIPTION	CHASSIS	SLOTS 1-16	SLOT 17	SLOT 18
2093060004		PAK-205-46 US	RA-11 US BRN	MPS-2M TAN	MARC-10/2 TAN	MAC-10 TAN
GTCB05866M		PAK-205-47	RA-10 BRN	MPS-2 TAN	MARC-10/2 TAN	MAC-10 TAN
2093070004		PAK-205-47 US	RA-11 US BRN	MPS-2 TAN	MARC-10/2 TAN	MAC-10 TAN
GTCB05867M		PAK-205-48	RA-10 BRN	MFS-3M TAN	MARC-10/2 TAN	MAC-10 TAN
GTCB05868M		PAK-205-49	RA-10 BRN	MFS-3 TAN	MARC-10/2 TAN	MAC-10 TAN
GTC130292M		PAK-205-51	RA-10 BRN	MPS-2 TAN	MRA-10 TAN	MAC-10 TAN
2093070003		PAK-205-51 US	RA-11 US BRN	MPS-2 TAN	MRA-10 TAN	MAC-11TAN US
GTC130295M		PAK-205-52	RA-10 BRN	MPS-2M TAN	MRA-10 TAN	MAC-10 TAN
2093060003		PAK-205-52 US	RA-11 US BRN	MPS-2M TAN	MRA-10 TAN	MAC-11TAN US
GTC130303M		PAK-205-53	RA-10 BRN	MFS-3 TAN	MRA-10 TAN	MAC-10 TAN
GTC130306M		PAK-205-54	RA-10 BRN	MFS-3M TAN	MRA-10 TAN	MAC-10 TAN
GTCB05863M		PAK-205-55	RA-11 CE BRN	MPS-4M TAN	MRA-10 TAN	MAC-11 TAN CE
GTC131100M		PAK-215-01	RA-10E BRN	MPS-2 TAN	MPM-1 TAN	MAC-10 TAN
GTC131101M		PAK-215-02	RA-10E BRN	MPS-2M TAN	MPM-1 TAN	MAC-10 TAN
GTC131102M		PAK-215-03	RA-10E BRN	MFS-3 TAN	MPM-1 TAN	MAC-10 TAN
GTC131103M		PAK-215-04	RA-10E BRN	MFS-3M TAN	MPM-1 TAN	MAC-10 TAN

DYNASWITCH® MARK II PAKS

V24/RS232

PART NUMBER	PRICE	DESCRIPTION	CHASSIS	SLOTS 1-16	SLOT 17	SLOT 18
PAK-245-01.24		PAK-245-01.24	RA-5 BLK	MPS-4 GRAY	MPM-1 GRAY	MAC-5 GRAY
PAK-245-41.24		PAK-245-41.24	RA-5 BLK	MPS-4 GRAY	MRA-10 GRAY	MAC-5 GRAY
PAK-245-51.24		PAK-245-51.24	RA-5 BLK	MPS-4 GRAY	MARC-10 GRAY	MAC-5 GRAY
PAK-255-01.24		PAK-255-01.24	RA-5 BLK	MPS-6M	MPM-1 GRAY	MAC-5 GRAY
PAK-255-41.24		PAK-255-41.24	RA-5 BLK	MPS-6M	MRA-10 GRAY	MAC-5 GRAY
PAK-255-51.24		PAK-255-51.24	RA-5 BLK	MPS-6M	MARC-10 GRAY	MAC-5 GRAY
PAK-265-41.24		PAK-265-41.24	RA-6 BLK	MPS-6M	MRA-10 GRAY	MAC-6 GRAY
PAK-265-51.24		PAK-265-51.24	RA-6 BLK	MPS-6M	MARC-11 GRAY	MAC-6 GRAY
2093070001		PAK-850-01	RA-11 US BRN	MPS-2 TAN	MPM-11 TAN	MAC-11 TAN US
2093060001		PAK-851-01	RA-11 US BRN	MPS-2M TAN	MPM-11 TAN	MAC-11 TAN US

DYNASWITCH® MARK II PAKS

X.21

PART NUMBER	PRICE	DESCRIPTION	CHASSIS	SLOTS 1-16	SLOT 17	SLOT 18
GTCB03243M		PAK-225-01	RA-1021 BRN	MPS-221	MPM-121	MAC-1021
GTCB03270M		PAK-225-02	RA-1021 BRN	MPS-2M21	MPM-121	MAC-1021
GTCB07733M		PAK-225-41	RA-1021 BRN	MPS-221	MARC-1021	MAC-1021
GTCB07734M		PAK-225-51	RA-1021 BRN	MPS-2M21	MARC-1021	MAC-1021
PAK-245-01.21		PAK-245-01.21	RA-5 BLK	MPS-4 GRAY	MPM-121 GRAY	MAC-5
PAK-245-41.21		PAK-245-41.21	RA-5 BLK	MPS-4 GRAY	MRA-1021 GRAY	MAC5
PAK-245-51.21		PAK-245-51.21	RA-5 BLK	MPS-4 GRAY	MARC-1021 GRAY	MAC-5
PAK-255-01.21		PAK-255-01.21	RA-5 BLK	MPS-6M.21	MPM-121 GRAY	MAC-5
PAK-255-41.21		PAK-255-41.21	RA-5 BLK	MPS-6M.21	MRA-1021 GRAY	MAC-5
PAK-255-51.21		PAK-255-51.21	RA-5 BLK	MPS-6M.21	MARC-1021 GRAY	MAC-5
PAK-265-41.21		PAK-265-41.21	RA-6 BLK	MPS-6M.21	MRA-1021 GRAY	MAC-6
PAK-265-51.21		PAK-265-51.21	RA-6 BLK	MPS-6M.21	MARC-11 GRAY	MAC-6

**PAK-245, PAK-255, PAK-265 COMES WITH 16 INTERFACE ADAPTER KITS
X21/V11**

DYNASWITCH® MARK II PAKS

V.35

PART NUMBER	PRICE	DESCRIPTION	CHASSIS	SLOTS 1, 3, 5, 7,9,11,13,15	SLOTS 2, 4, 6 8,10,12,14,16	SLOT 17	SLOT 18
GTCB02423M		PAK-235-01	RA-1035M	MPS-235 TAN	MPSB-10 TAN	MPSB-10 TAN	MAC-1035
GTCB02425M		PAK-235-02	RA-1035M	MPS-2M35 TAN	MPSB-10 TAN	MPSB-10 TAN	MAC-1035
GTCB02424M		PAK-236-01	RA-1035S	MPSB-10 TAN	MPS-235 TAN	MPSB-10 TAN	MPSB-10 TAN
GTCB02426M		PAK-236-02	RA1035S	MPSB-10 TAN	MPS-2M35 TAN	MPSB-10 TAN	MPSB-10 TAN

PART NUMBER	PRICE	DESCRIPTION	CHASSIS	SLOTS 1-16	SLOT 17	SLOT 18
PAK-245-01.35		PAK-245-01.35	RA-5 BLK	MPS-4 GRAY	MPM-1 GRAY	MAC-5
PAK-245-41.35		PAK-245-41.35	RA-5 BLK	MPS-4 GRAY	MRA-10 GRAY	MAC-5
PAK-245-51.35		PAK-245-51.35	RA-5 BLK	MPS-4 GRAY	MARC-10 GRAY	MAC-5
PAK-255-01.35		PAK-255-01.35	RA-5 BLK	MPS-6M.35	MPM-1 GRAY	MAC-5
PAK-255-41.35		PAK-255-41.35	RA-5 BLK	MPS-6M.35	MRA-10 GRAY	MAC-5
PAK-255-51.35		PAK-255-51.35	RA-5 BLK	MPS-6M.35	MARC-10 GRAY	MAC-5
PAK-265-41.35		PAK-265-41.35	RA-6 BLK	MPS-6M.35	MRA-10 GRAY	MAC-6
PAK-265-51.35		PAK-265-51.35	RA-6 BLK	MPS-6M.35	MARC-11 GRAY	MAC-6

PAK-245, PAK-255, PAK-265 COMES WITH 16 INTERFACE ADAPTER KIT V.35

DYNASWITCH®
4 CHANNEL A/B
SWITCH

4 CHANNEL A/B SWITCH

V24 / RS232

INTERFACE ADAPTER KITS AVAILABLE

GTCB07856M		4 CHANNEL A/B SWITCH	4 CHANNEL A/B SWITCH, MANUAL SWITCHING ONLY WITH 440 JACK SCREWS ON CONNECTORS. THIS UNIT CAN BE EASILY UPGRADED TO EITHER VERSION OF THE REMOTE CONTROL UNITS, BY ADDING THE APPROPRIATE REMOTE CONTROL PCB (MARC-10).
GTCB07855M		4 CHANNEL A/B SWITCH M2.6	4 CHANNEL A/B SWITCH, MANUAL SWITCHING ONLY WITH M2.6 JACK SCREWS ON CONNECTORS. THIS UNIT CAN BE EASILY UPGRADED TO EITHER VERSION OF THE REMOTE CONTROL UNITS, BY ADDING THE APPROPRIATE REMOTE CONTROL PCB (MARC-10).
GTCB07864M		4 CHANNEL A/B SWITCH-10	4 CHANNEL A/B SWITCH WITH MANUAL AND REMOTE SWITCHING WITH 440 JACK SCREWS ON CONNECTORS. IT CAN COMMUNICATE WITH EITHER A DUMB ASCII TERMINAL OR A PC BASED NMS CONTROLLER SUCH AS THE DCC EQUIPMENT SOFTWARE PACKAGE. THE UNIT IS COMPATIBLE WITH MARC-10 CONTROLLER USED IN THE MPS SYSTEM.
GTCB07867M		4 CHANNEL A/B SWITCH-10 M2.6	4 CHANNEL A/B SWITCH WITH MANUAL AND REMOTE SWITCHING WITH M2.6 JACK SCREWS ON CONNECTORS. IT CAN COMMUNICATE WITH EITHER A DUMB ASCII TERMINAL OR A PC BASED NMS CONTROLLER SUCH AS THE DCC EQUIPMENT SOFTWARE PACKAGE. THE UNIT IS COMPATIBLE WITH MARC-10 CONTROLLER USED IN THE MPS SYSTEM.

4 CHANNEL A/B SWITCH

V24 / RS232


INTERFACE ADAPTER KITS AVAILABLE

GTCB07866M		4 CHANNEL A/B SWITCH-MARC 10/2	4 CHANNEL A/B SWITCH WITH MANUAL AND REMOTE SWITCHING DUAL PORT VERSION, WITH 440 JACK SCREWS ON CONNECTORS. IT CAN EITHER COMMUNICATE WITH A DUMB ASCII TERMINAL OR A PC BASED NMS CONTROLLER SUCH AS THE DCC EQUIPMENT SOFTWARE PACKAGE. THE UNIT IS COMPATIBLE WITH THE MARC-10/2 CONTROLLER USED IN THE MPS SYSTEM. PHYSICAL CONVERSION TO THE DUAL PORT INPUT IS ACHIEVED BY CONNECTING THE INCLUDED ADAPTER, (DPEA-2), TO THE DB25 CONTROLLER INPUT ON THE REAR OF THE RACK ADAPTER
GTCB07865M		4 CHANNEL A/B SWITCH-11	4 CHANNEL A/B SWITCH WITH MANUAL AND REMOTE SWITCHING WITH 440 JACK SCREWS ON CONNECTORS, PLUS ALARM REPORTING AND STATUS MONITORING BY THE DCC SOFTWARE PACKAGE. FULL MODEM CONTROL WITH DIAL UP ON ALARM IS PROVIDED.THE UNIT IS COMPATIBLE WITH THE MARC-11 CONTROLLER USED IN THE MPS SYSTEM.
GTCB07868M		4 CHANNEL A/B SWITCH-11 M2.6	4 CHANNEL A/B SWITCH WITH MANUAL AND REMOTE SWITCHING WITH M2.6 JACK SCREWS ON CONNECTORS, PLUS ALARM REPORTING AND STATUS MONITORING BY THE DCC SOFTWARE PACKAGE. FULL MODEM CONTROL WITH DIAL UP ON ALARM IS PROVIDED.THE UNIT IS COMPATIBLE WITH THE MARC-11 CONTROLLER USED IN THE MPS SYSTEM.


4 CHANNEL A/B SWITCH

V24 / RS232

INTERFACE ADAPTER KITS AVAILABLE



4 CHANNEL A/B SWITCH FRONT



4 CHANNEL A/B SWITCH REAR

**DYNASWITCH®
4 CHANNEL A/B
SWITCH REMOTE
CONTROLLER CARDS**

4-CHANNEL A/B SWITCH REMOTE CONTROLLER CARDS


G770B07862		4 CHANNEL A/B MARC-10	MASTER CONTROLLER MODULE CAN COMMUNICATE EITHER WITH THE DCC SOFTWARE OR A DUMB TERMINAL, AND PROVIDES REMOTE SWITCHING ONLY.
G770B07864		4 CHANNEL A/B MARC-10/2	MASTER CONTROLLER MODULE IS THE DUAL PORT VERSION .PHYSICAL CONVERSION TO THE DUAL PORT INPUT IS ACHIEVED BY CONNECTING THE INCLUDED ADAPTER (DPEA-2), TO THE DB25 CONTROLLER INPUT ON THE REAR OF THE RACK ADAPTER.
G770B07863		4 CHANNEL A/B MARC-11	MASTER CONTROLLER MODULE CAN EITHER COMMUNICATE WITH THE DCC SOFTWARE CONTROLLER, AND PERFORMS BOTH REMOTE SWITCHING AND ALARM REPORTING FUNCTION.
3107100008		4 CHANNEL A/B MARC-12	MASTER CONTROLLER MODULE THAT SUPPORTS BOTH A LOCAL ASCII SERIAL INTERFACE OR REMOTE TELNET ACCESS TO MENU FUNCTIONS. DISPLAY AND CONTROL VIA HTTP FROM A WEB BROWSER. SUPPORTS SNMP TO CONTROL, GENERATE ALARMS AND OBTAIN STATUS OF THE DYNASWITCH FUNCTIONS VIA PRIVATE MIB. USER FRIENDLY MENU CONFIGURATION OF CONTROL AND STATUS OF THE MARK 12 SERIAL PORT, ETHERNET, IP, SNMP, HTTP AND DYNASWITCH FUNCTIONS. SOFTWARE CAN BE UPGRADED INTO STANDBY FLASH BANK VIA LOCAL SERIAL I/F OR IP/TFTP DURING NORMAL OPERATIONS.OPTIONAL LAS FEATURE STATUS CAN BE CONFIGURED AND VIEWED VIA MENU HTTP AND SNMP. CONFIGURABLE BY CHANNEL ALARMS, ON A/B STATUS CHANGEOVER. CONFIGURABLE ALARMS, WITH OPTIONAL LAS FEATURE, FOR NOTIFICATION OF MODEM LEAD ACTIVITY. ALARMS CAN BE GENERATED TO LOCAL SERIAL DEVICE OR VIA TCP TO A HOST COLLECTOR. THEY CAN ALSO BE SENT AS SNMP TRAPS. HTTP ACCESS CAN BE CONTROLLED, BY ALLOWING ONLY A CERTAIN IP ADDRESS OR RANGE OF IP ADDRESSES ACCESS, AND ALSO BY A USER NAME / PASSWORD LOGON. CONFIGURABLE E-MAIL ALERTS FOR ALARMS. AUTOMATIC SWITCHOVER ON MODEM LEADS WITH OPTIONAL LAS FUNCTION. FOR SECURITY, TELNET ACCESS CAN BE TURNED OFF AND INCOMING TCP AND UDP PACKETS CAN BE DENIED ACCESS. SUPPORTS DHCP FOR NETWORKS THAT INCORPORATE DYNAMIC IP ADDRESS ASSIGNMENT. STATIC IP ADDRESS ASSIGNMENT IS ALSO SUPPORTED. IP ROUTING CAN USE CONFIGURABLE DEFAULT ROUTE, CONFIGURABLE STATIC ROUTE, AND/OR RIP. SUPPORTS EXISTING MARC-10 CONTROL CODE AS A OPTION.

**DYNETCOM CONTROL
CONSOLE SOFTWARE
(DCC)**

DYNETCOM CONTROL CONSOLE SOFTWARE (DCC)

3210090006		DCC	<p>THE DYNETCOM CONTROL CONSOLE (DCC) IS A POWERFUL USER FRIENDLY, PC BASED, SOFTWARE PACKAGE EMPLOYING A GRAPHICAL USER INTERFACE (GUI) FOR MANAGING DYNETCOM'S DYNASWITCH® MARK II PRODUCTS AND THE 4-CHANNEL A/B SWITCH WITH EITHER A MARC-10, MARC-10/2 , MARC-11, or MARC-12 CONTAINED IN THE UNITS, OR A DARC. THE WORKSTATION REQUIREMENTS ARE EITHER A 386, 486, OR A PENTIUM PC WITH, 8 MB RAM MINIMUM, 8 MB FREE HARD DRIVE DISK SPACE, SUPER VGA MONITOR, 1 SERIAL PORT AVAILABLE AND MOUSE, USING WINDOWS 3.1, 3.11, 95, 98, 2000, OR NT OPERATING SOFTWARE, A PRINTER FOR REPORTS AND AN AT MODEM FOR REMOTE SITES. THE DCC SOFTWARE OFFERS LOGON AND USER PASSWORD, MULTIPLE LEVELS OF USER AUTHORITY, DETAILED HELP BY PRESSING F1 KEY , LOCAL AND MODEM REMOTE CONTROL, DATABASE MAINTENANCE UTILITIES, ALARM LOGGING AND REPORTING, SUPPORTS UP TO 255 CHASSIS'S WITH MULTIPLE SITE CONTROL AND REAL TIME COMMAND. BY HAVING THE GRAPHICAL USER INTERFACE, A PICTURE OF THE DYNASWITCH® MARK 2 UNIT IS DISPLAYED ON THE SCREEN AND ALLOWS THE OPERATOR AT THE CONTROL CONSOLE TO DO STATUS MONITORING OF THE SWITCH MODULES AND ALLOWS HIM OR HER TO DO EITHER A MASTER SWITCH OF ALL MODULES IN A CHASSIS OR AN INDIVIDUAL MODULE BY JUST USING THE MOUSE WHEN AN ALARM REPORTS A LINE DROP OR AT ANY TIME IT IS DEEMED NECESSARY TO SWITCH DTE LINES.</p>
------------	--	-----	--

DYNETCOM CONTROL CONSOLE SOFTWARE (DCC)



D.C.C. DYNASWITCH® SCREEN

**DYNASWITCH® MARK II
ACCESSORIES**

ACCESSORIES

Q02568		RA-X (X) DIN CABLE PARTS KIT	DIN CONNECTOR KIT OF PARTS
1015110006		KIT,CONN,RMT MSTR A/B	DIN CONNECTOR KIT OF PARTS WITH PIN EXTRACTION TOOL AND JACK PULLER.
3108320001		RA-11-US/UL-RPS CABLE M-F	REMOTE POWER SUPPLY CABLE FOR USE WITH RA-11 US/UL.
1114990001		JACK PULLER	USED FOR REMOVING JACKS FROM THE RACK ADAPTERS.
2002550001		DESIGNATION STRIP PAPER	FOR USE IN DYNASWITCH® CHASSIS SOLD IN U.S. AND JAPAN.
2002550002		DESIGNATION STRIP CLEAR MYLAR	FOR USE IN DYNASWITCH® CHASSIS SOLD IN U.S. AND JAPAN.
G280A05281		DESIGNATION STRIP, WHITE PLASTIC	FOR USE IN DYNASWITCH® CHASSIS SOLD IN COUNTRIES OTHER THAN U.S. AND JAPAN
6510031604		SELF TAPPING MOUNTING SCREW BLACK	FOR MOUNTING MODULES IN DYNASWITCH® CHASSIS THAT HAVE SELF TAPPING HOLES (OLDER MODEL RA-11).
6510021622		440 MOUNTING SCREW BLACK	FOR MOUNTING MODULES IN DYNASWITCH® CHASSIS THAT HAVE 440 PIM-NUTS (CURRENT PRODUCTION MODEL RA-10).
G770B06569		155-AC-TP TERMINATING PLUG	DB37 TERMINATING PLUG USED TO TERMINATE DYNABUSS CABLE WHEN USING REMOTE CONTROL. SUPPLIED WITH THE DARCS AND MARCS UNITS.

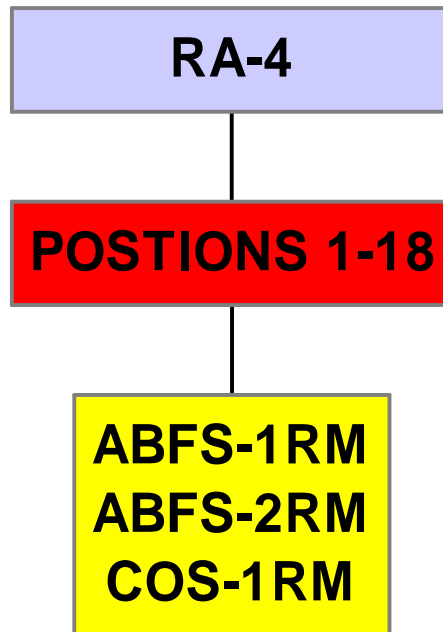
ACCESSORIES



155-AC-TP TERMINATING PLUG

DYNASWITCH® MARK II CONFIGURATIONS

DYNASWITCH® RA-4



EPB-4 FILLER PANEL SHOULD BE USED IN ALL UNUSED POSITIONS 1-1P.

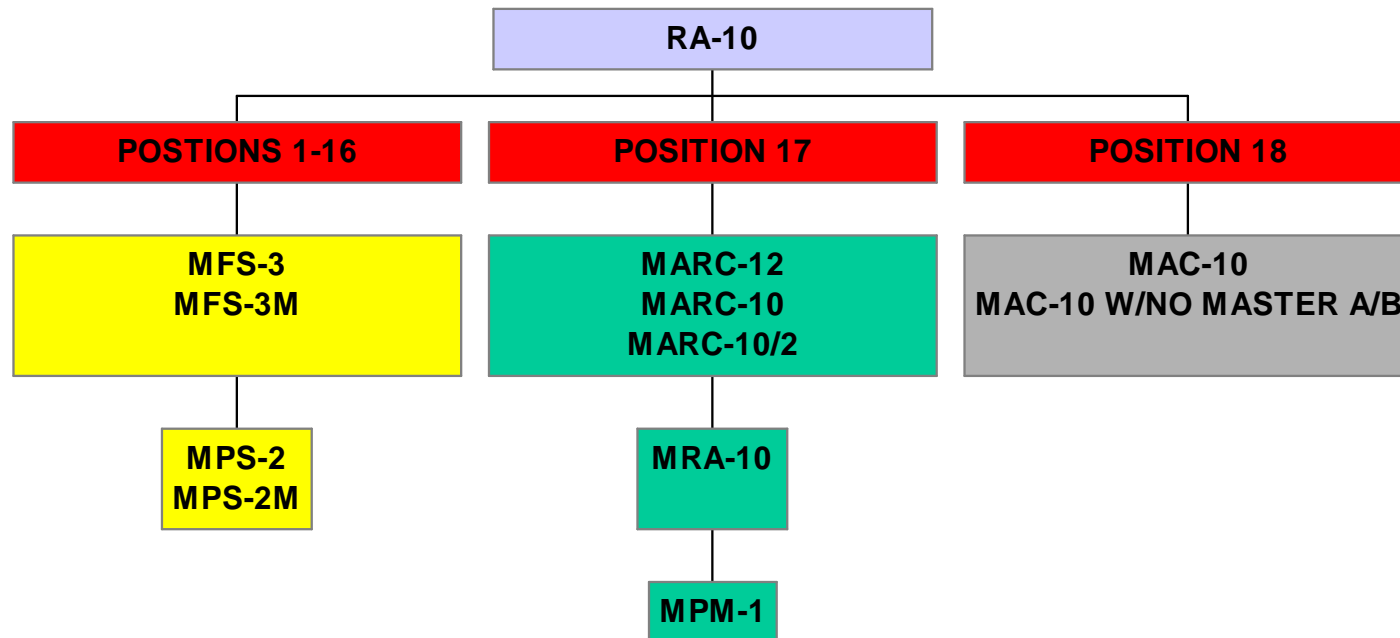
EP-2M.21D AND EP-2M.21AMD CAN NOT BE MIXED IN THE SAME CHASSIS.

THE OTHER MODULES IN POSITIONS 1-16 CAN BE MIXED IN THIS CHASSIS.

E VERSION FOR USE WITH EUROPEAN V.35 PIN OUT

U VERSION FOR USE WITH UNITED STATES V.35 PIN OUT

DYNASWITCH® RA-10



MPSB-10 FILLER PANEL SHOULD BE USED IN ALL UNUSED POSITIONS 1-17.

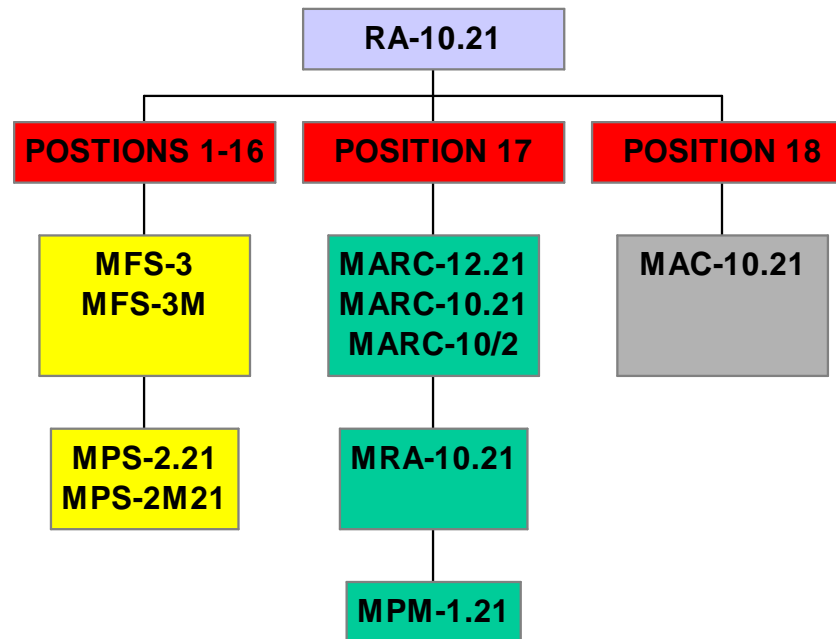
EP-2M.21D AND EP-2M.21AMD CAN NOT BE MIXED IN THE SAME CHASSIS.

THE OTHER MODULES IN POSITIONS 1-16 CAN BE MIXED IN THIS CHASSIS.

E VERSION FOR USE WITH EUROPEAN V.35 PIN OUT

U VERSION FOR USE WITH UNITED STATES V.35 PIN OUT

DYNASWITCH® RA-1021



MPSB-10 FILLER PANEL SHOULD BE USED IN ALL UNUSED POSITIONS 1-17.

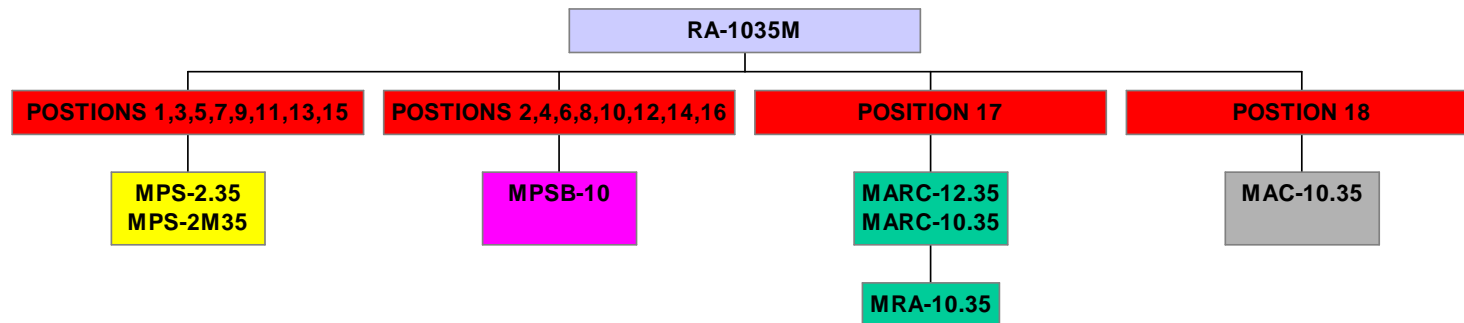
EP-2M.21D AND EP-2M.21AMD CAN NOT BE MIXED IN THE SAME CHASSIS.

THE OTHER MODULES IN POSITIONS 1-16 CAN BE MIXED IN THIS CHASSIS.

E VERSION FOR USE WITH EUROPEAN V.35 PIN OUT

U VERSION FOR USE WITH UNITED STATES V.35 PIN OUT

DYNASWITCH® RA-1035M



MPSB-10 FILLER PANEL SHOULD BE USED IN ALL UNUSED POSITIONS 1-17.

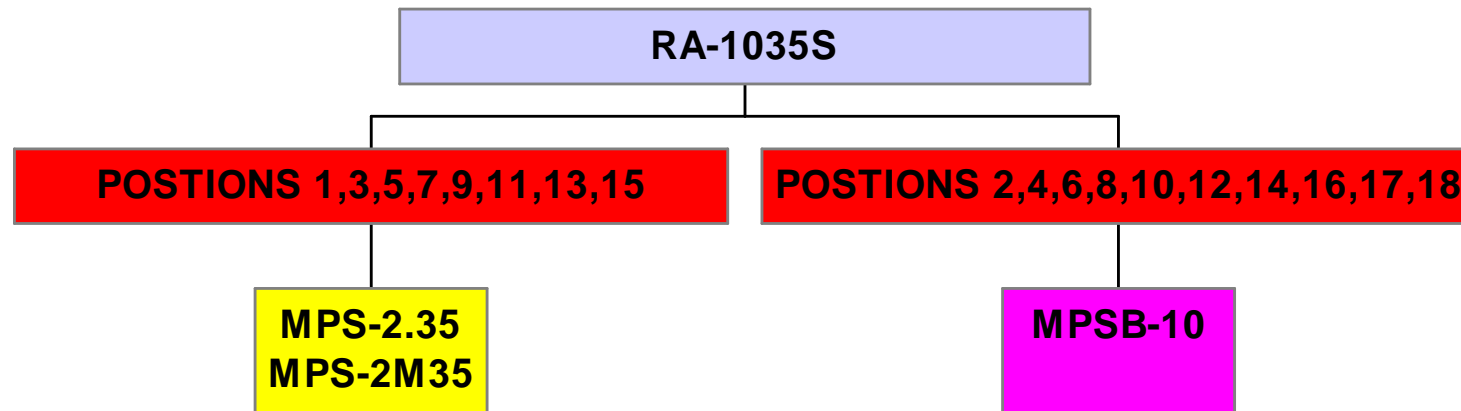
EP-2M.21D AND EP-2M.21AMD CAN NOT BE MIXED IN THE SAME CHASSIS.

THE OTHER MODULES IN POSITIONS 1-16 CAN BE MIXED IN THIS CHASSIS.

E VERSION FOR USE WITH EUROPEAN V.35 PIN OUT

U VERSION FOR USE WITH UNITED STATES V.35 PIN OUT

DYNASWITCH® RA-1035S



MPSB-10 FILLER PANEL SHOULD BE USED IN ALL UNUSED POSITIONS 1-18

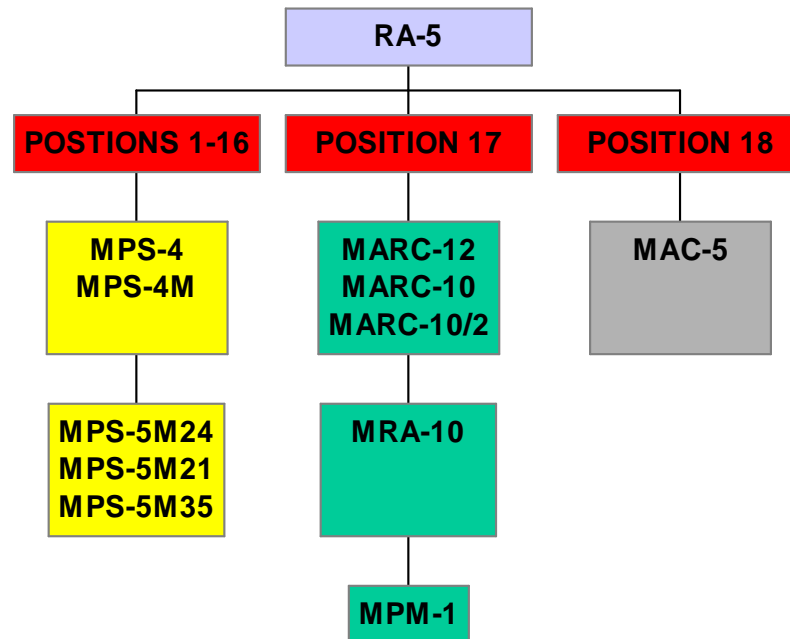
EP-2M.21D AND EP-2M.21AMD CAN NOT BE MIXED IN THE SAME CHASSIS.

THE OTHER MODULES IN POSITIONS 1-16 CAN BE MIXED IN THIS CHASSIS.

E VERSION FOR USE WITH EUROPEAN V.35 PIN OUT

U VERSION FOR USE WITH UNITED STATES V.35 PIN OUT

DYNASWITCH® RA-5



MPSB-10 FILLER PANEL SHOULD BE USED IN ALL UNUSED POSITIONS 1-17.

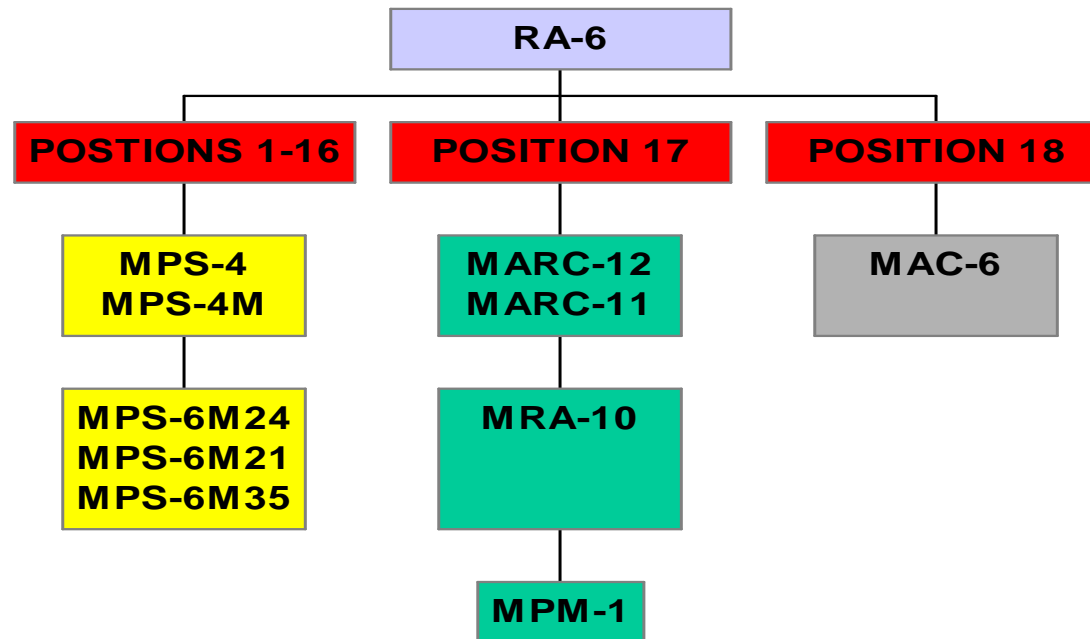
EP-2M.21D AND EP-2M.21AMD CAN NOT BE MIXED IN THE SAME CHASSIS.

THE OTHER MODULES IN POSITIONS 1-16 CAN BE MIXED IN THIS CHASSIS.

E VERSION FOR USE WITH EUROPEAN V.35 PIN OUT

U VERSION FOR USE WITH UNITED STATES V.35 PIN OUT

DYNASWITCH® RA-6



MPSB-10 FILLER PANEL SHOULD BE USED IN ALL UNUSED POSITIONS 1-17.

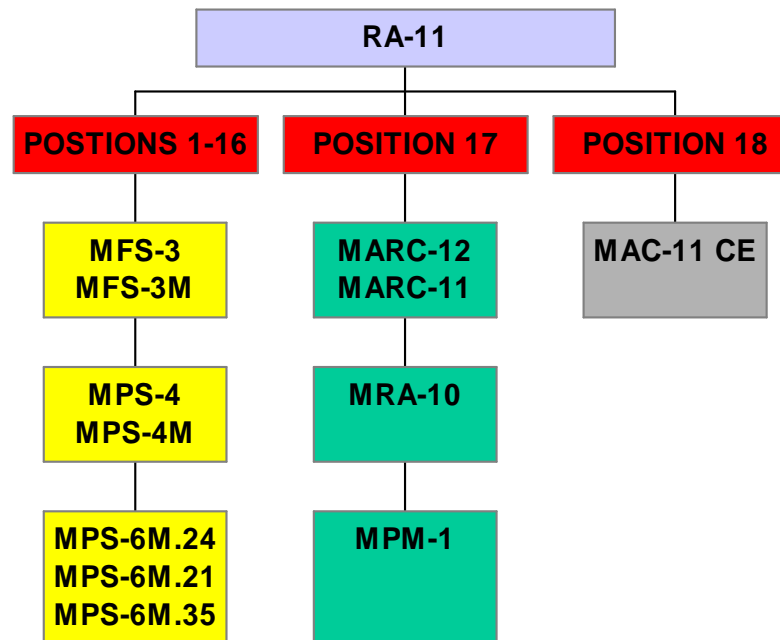
EP-2M.21D AND EP-2M.21AMD CAN NOT BE MIXED IN THE SAME CHASSIS.

THE OTHER MODULES IN POSITIONS 1-16 CAN BE MIXED IN THIS CHASSIS.

E VERSION FOR USE WITH EUROPEAN V.35 PIN OUT

U VERSION FOR USE WITH UNITED STATES V.35 PIN OUT

DYNASWITCH® RA-11 CE VERSION



MPSB-10 FILLER PANEL SHOULD BE USED IN ALL UNUSED POSITIONS 1-17.

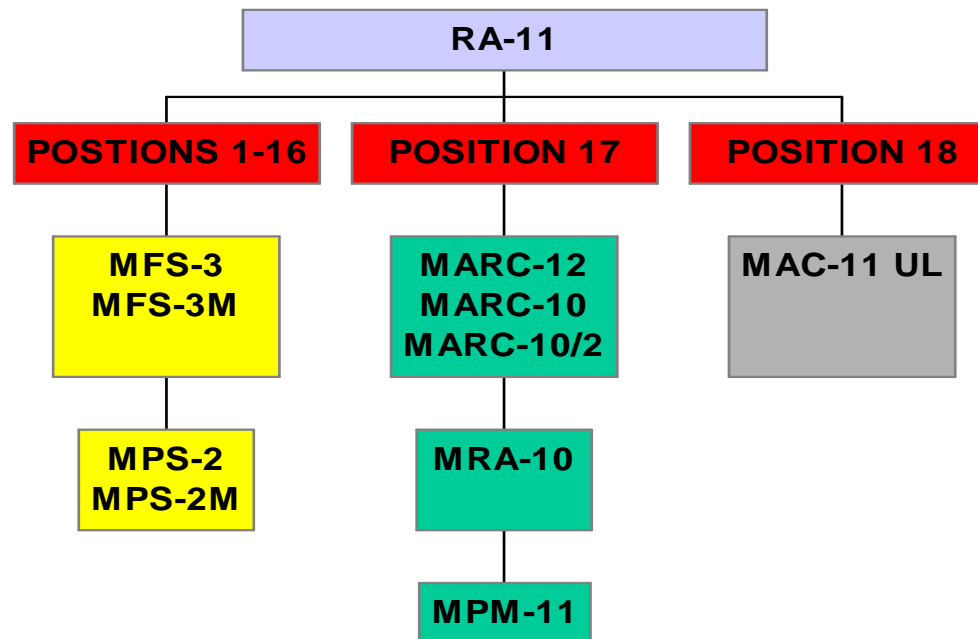
EP-2M.21D AND EP-2M.21AMD CAN NOT BE MIXED IN THE SAME CHASSIS.

THE OTHER MODULES IN POSITIONS 1-16 CAN BE MIXED IN THIS CHASSIS.

E VERSION FOR USE WITH EUROPEAN V.35 PIN OUT

U VERSION FOR USE WITH UNITED STATES V.35 PIN OUT

DYNASWITCH® RA-11 UL VERSION



MPSB-10 FILLER PANEL SHOULD BE USED IN ALL UNUSED POSITIONS 1-17.

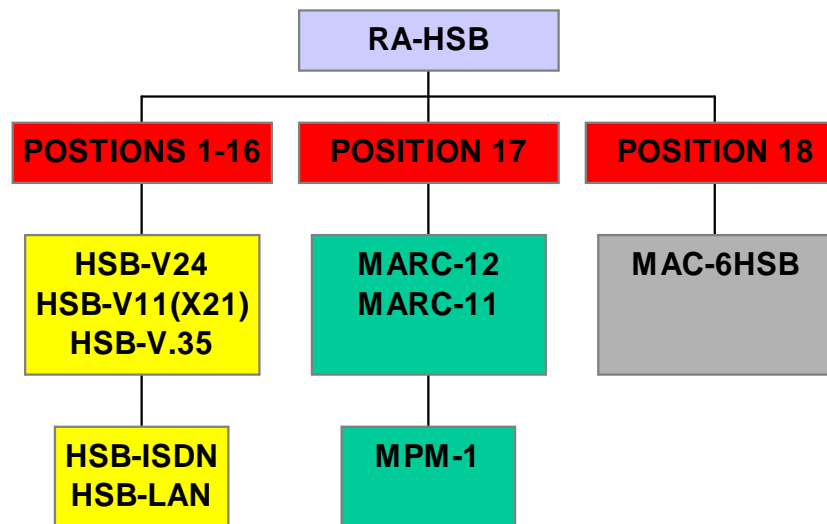
EP-2M.21D AND EP-2M.21AMD CAN NOT BE MIXED IN THE SAME CHASSIS.

THE OTHER MODULES IN POSITIONS 1-16 CAN BE MIXED IN THIS CHASSIS.

E VERSION FOR USE WITH EUROPEAN V.35 PIN OUT

U VERSION FOR USE WITH UNITED STATES V.35 PIN OUT

DYNASWITCH® RA-HSB



MPSB-10 FILLER PANEL SHOULD BE USED IN ALL UNUSED POSITIONS 1-17.

EP-2M.21D AND EP-2M.21AMD CAN NOT BE MIXED IN THE SAME CHASSIS.

THE OTHER MODULES IN POSITIONS 1-16 CAN BE MIXED IN THIS CHASSIS.

E VERSION FOR USE WITH EUROPEAN V.35 PIN OUT

U VERSION FOR USE WITH UNITED STATES V.35 PIN OUT